

District Reopening Surveys Preliminary Results 8/13/20



Students - Response Rate

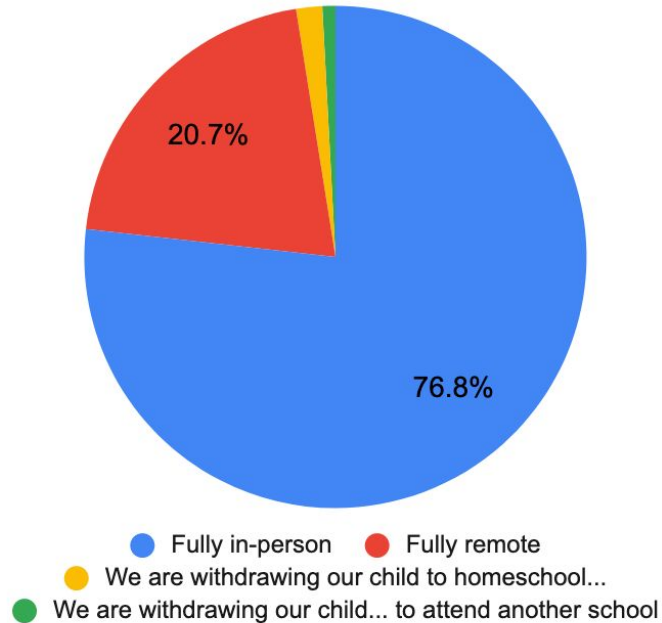
96%

As of 8/13/20 at 6:00pm

	Response Rate	Remaining Responses
Preschool	90%	8
HPS	93%	17
HMS	98%	5
Lincoln K-4	98%	7
Lincoln 5-8	99%	3
Boston	95%	-
SWD	97%	-
ELL	98%	-

Students - Model Registration

Student Model Registration (Overall)



	Pre-school	HPS	HMS	Lincoln K-4	Lincoln 5-8	Grand Total
Fully in-person	83.7%	77.6%	72.8%	75.5%	79.1%	76.8%
Fully remote	10.5%	20.4%	26.3%	20.7%	19.1%	20.7%
We are withdrawing our child to homeschool and will submit a plan for approval	4.7%	1.2%	0.9%	2.7%	0.5%	1.7%
We are withdrawing our child(ren) from the Lincoln Public Schools to attend another school	1.1%	0.8%		1.0%	1.3%	0.8%

As of 8/13/20 at 6:00pm

Students - Model Registration by Grade Level, Hanscom

	PK	K	1	2	3	4	5	6	7	8	All
Fully in-person	85%	77%	81%	79%	73%	69%	80%	62%	75%	79%	76%
Fully remote	11%	23%	15%	20%	25%	29%	20%	36%	25%	21%	22%
We are withdrawing our child to homeschool and will submit a plan for approval	3%	0%	3%	1%	0%	2%	0%	2%	0%	0%	1%
We are withdrawing our child(ren) from the Lincoln Public Schools to attend another school	0%	0%	2%	0%	2%	0%	0%	0%	0%	0%	1%

As of 8/13/20 at 6:00pm

Students - Model Registration by Grade Level, Lincoln

	PK	K	1	2	3	4	5	6	7	8	All
Fully in-person	81%	69%	82%	75%	75%	77%	84%	77%	69%	89%	77%
Fully remote	9%	20%	15%	21%	24%	23%	12%	22%	29%	11%	19%
We are withdrawing our child to homeschool and will submit a plan for approval	6%	8%	4%	3%	0%	0%	2%	0%	0%	0%	2%
We are withdrawing our child(ren) from the Lincoln Public Schools to attend another school	3%	2%	0%	1%	2%	0%	2%	2%	2%	0%	1%

As of 8/13/20 at 6:00pm

Students - Transportation

	No	Yes, both to and from school	Yes, only to school	Yes, only from school	Grand Total
Boston	1	51	1	0	53
Lincoln	221	103	10	12	346

As of 8/13/20 at 6:00pm

Students - Lunch

<i>At which school is your child enrolled?</i>	Bring lunch from home every day	Bring some days, and order lunch at school other days	Order lunch at school every day	Grand Total
Hanscom Middle School (4-8)	77	76	16	169
Hanscom Primary School (K-3)	94	70	26	190
Lincoln School 5-8	104	48	18	170
Lincoln School K-4	131	67	24	222
Grand Total	405	261	84	751

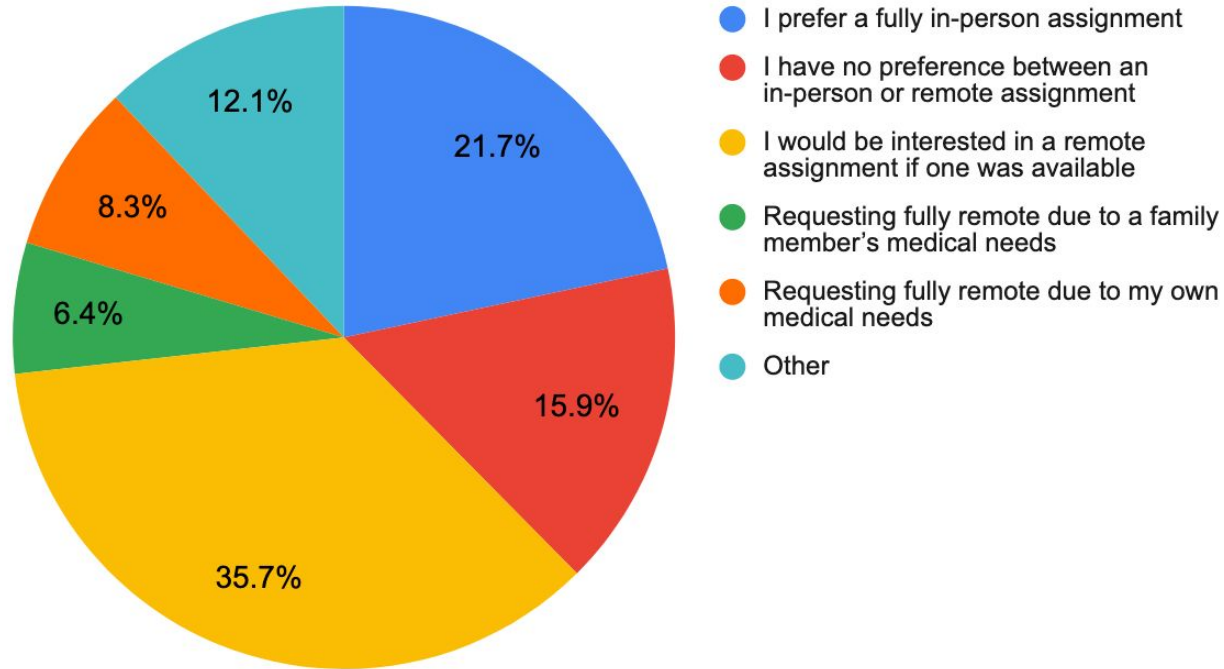
As of 8/13/20 at 6:00pm

100%

As of 8/13/20 at 8:00am

Faculty - Assignment Requests

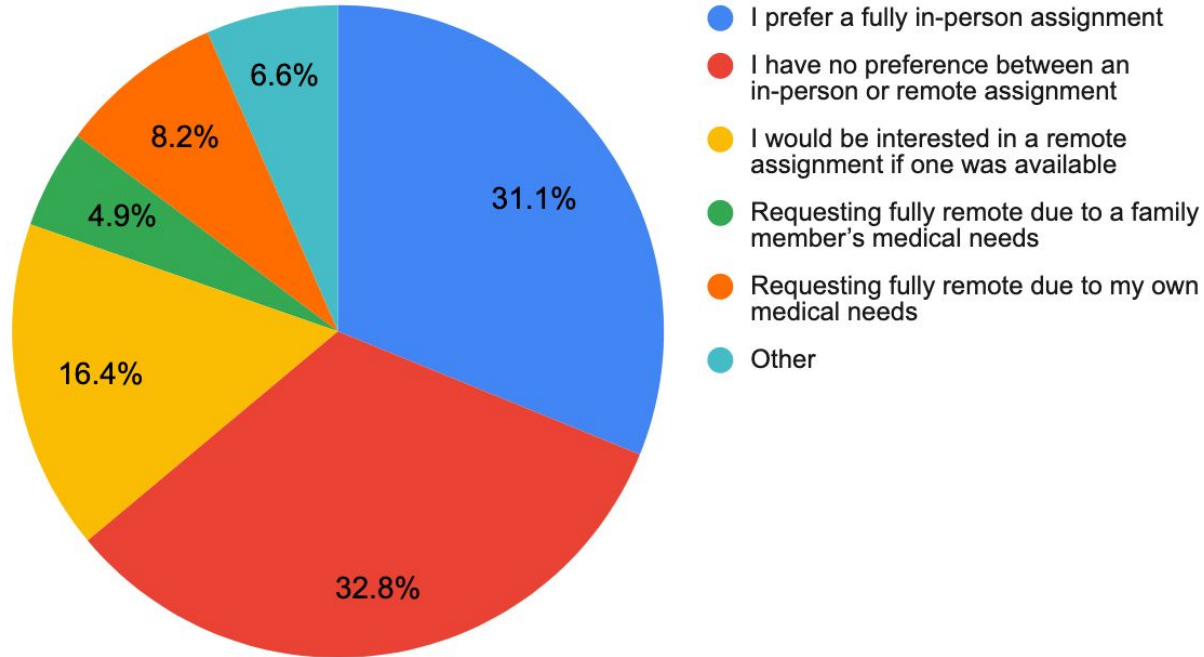
Faculty Assignment Requests



As of 8/13/20 at 8:00am

Instructional Support Staff - Assignment Requests

Instructional Support Staff Assignment Requests



As of 8/13/20 at 8:00am