

# Mid-Year COVID-19 Surveys

*Presented to School Committee Thursday January 28th, 2021*



# Response Rates

## Faculty & Staff

**~85%**

School	Faculty	Staff
Preschool	14	11
HPS	35	24
HMS	39	20
Lincoln K-4	38	24
Lincoln 5-8	34	21
Central Office	-	15

*Note: Some respondents worked in multiple schools*

## Families

**~54%**

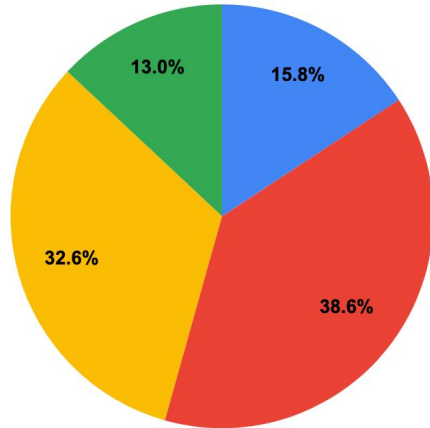
School	In-Person	Remote
Preschool	43	2
HPS	103	19
HMS	75	19
Lincoln K-4	147	25
Lincoln 5-8	115	28
Boston Residents	14	4

# How safe from COVID-19 do you feel at school with the safety protocols in place?

## Faculty & Staff

54% Extremely or Quite Safe

87% Extremely, Quite, or Somewhat Safe

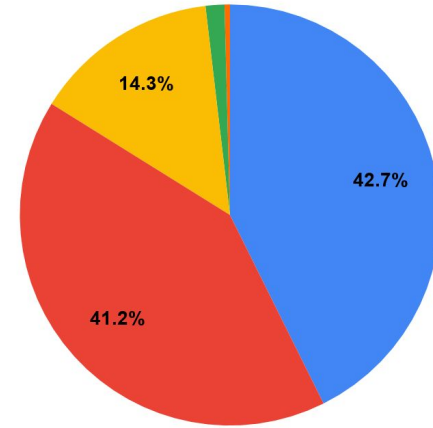


● Extremely safe ● Quite safe ● Somewhat safe ● Slightly safe

## Families

84% Extremely or Quite Safe \*

96% Extremely, Quite, or Somewhat Safe



● Extremely safe ● Quite safe ● Somewhat safe ● Slightly safe ● Not at all safe

\* Highly consistent by city/town of residency:  
85% Hanscom AFB, 83% Lincoln, 83% Boston

# Support for Additional Safety Measures

*Measures with greater than 40% support*

## Faculty & Staff

Potential Safety Measure	Support
Siblings of students who are identified as close contacts also quarantining	63%
Regular or intermittent testing of faculty and staff	62%
Regular or intermittent testing of students	60%
Having students and/or staff stay home if anyone in their household is demonstrating any COVID-19 symptoms	57%

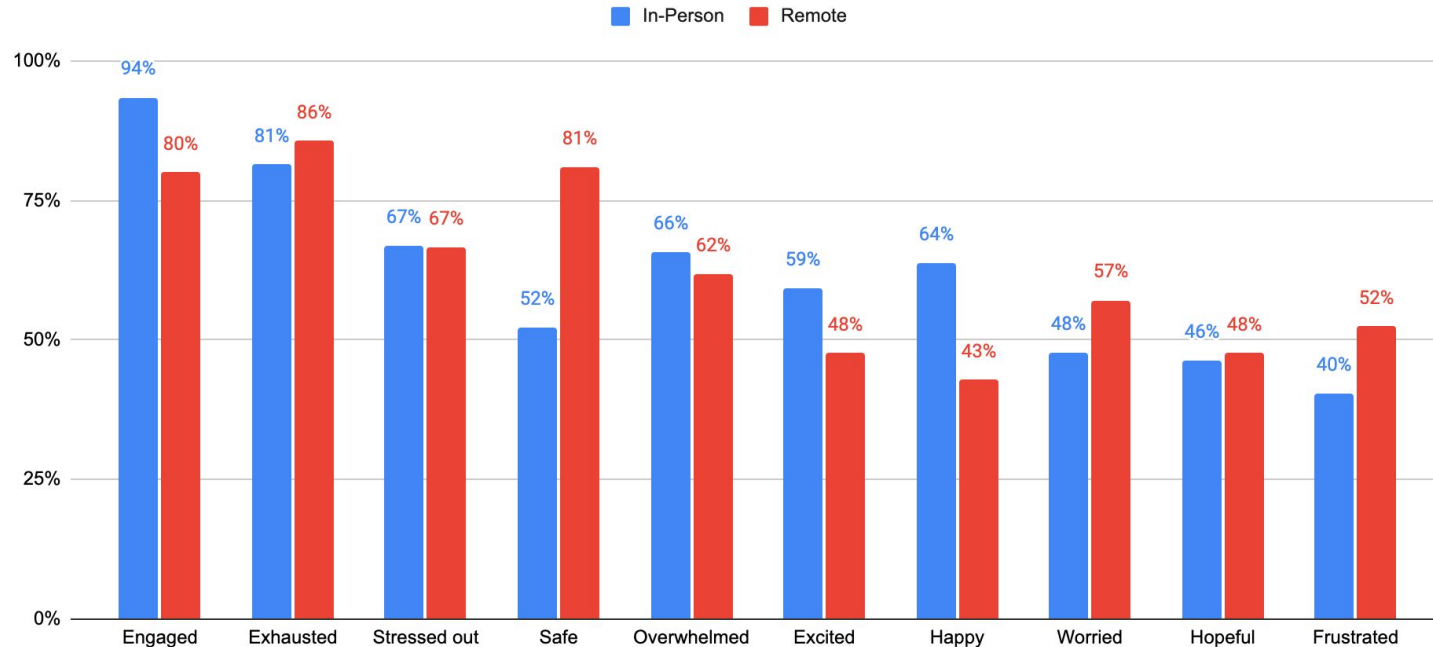
## Families

Potential Safety Measure	Support
Regular or intermittent testing of faculty and staff	60%
Siblings of students who are identified as close contacts also quarantining	56%
Having students and/or staff stay home if anyone in their household is demonstrating any COVID-19 symptoms	53%
Regular or intermittent testing of students	46%

# Faculty: Feelings About School

During this school year, how often have you felt \_\_\_\_\_ at work, either at school or remote?

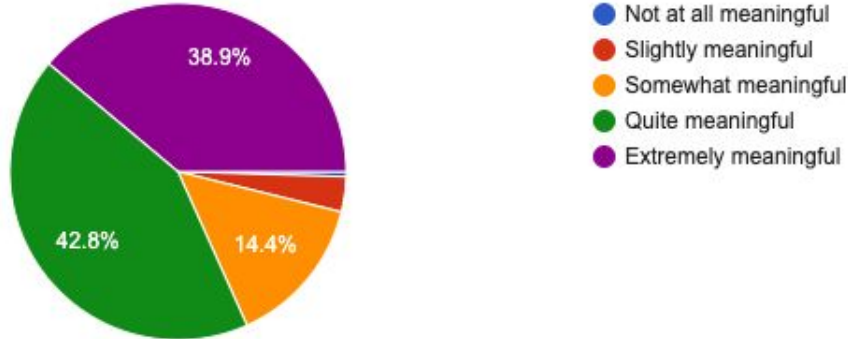
% Almost Always or Frequently



# Faculty & Staff: Self-Perception of Effectiveness and Meaningfulness of Work

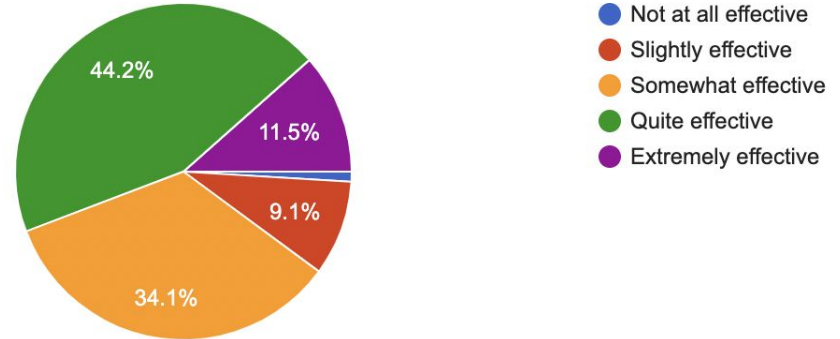
## How meaningful for you is the work that you are doing this year?

81% Extremely or Quite Meaningful  
95% Extremely, Quite, or Somewhat Meaningful



## How effective do you feel at your job right now?

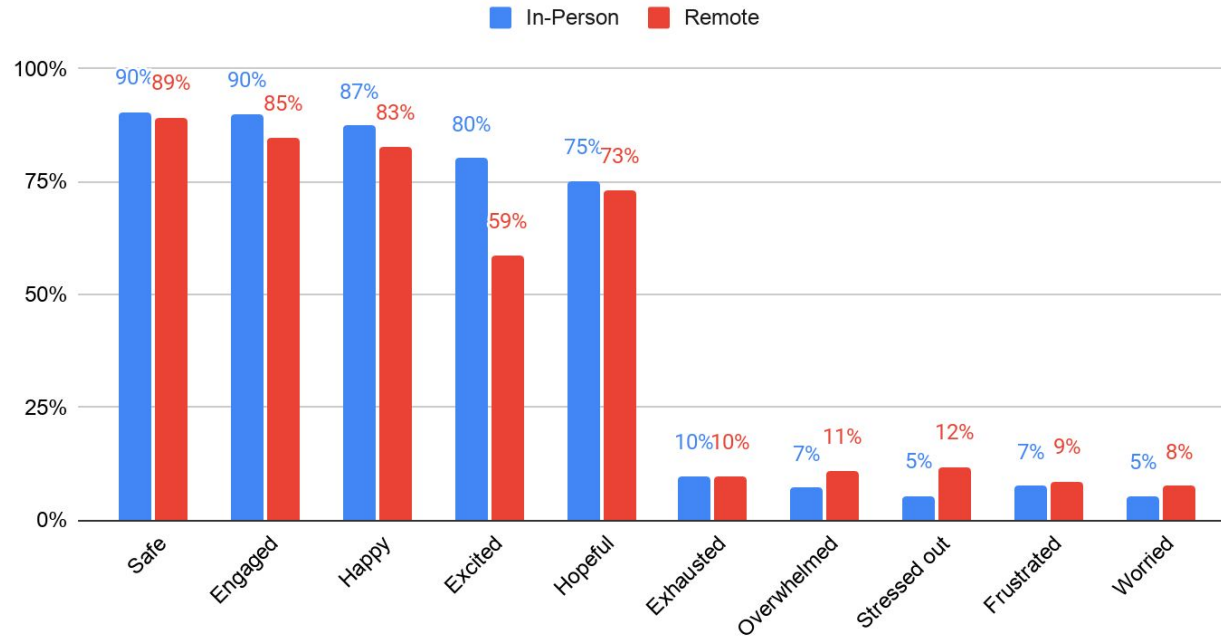
56% Extremely or Quite Effective  
90% Extremely, Quite, or Somewhat Effective



# Families: Student Feelings About School

During this school year, how often does your child seem \_\_\_\_\_ about school, either in-person or remotely?

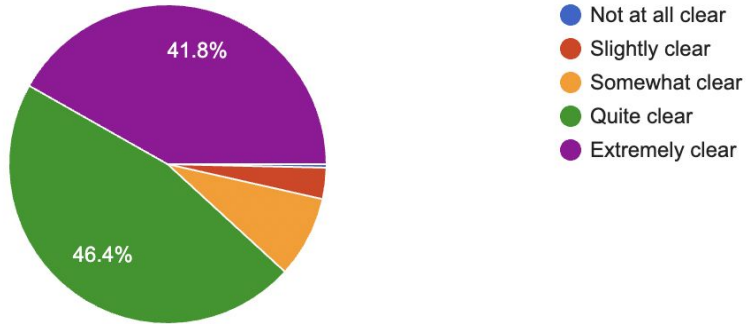
% Almost Always or Frequently



# Families: COVID-related Communication

## How clear has communication been?

88% Extremely or Quite Clear



## How helpful has communication been?

80% Extremely or Quite Helpful

