

# Lincoln Public Schools

## Lincoln Public Schools

ESE Model - Grades 3-5  
Spring 2017



Report created by  
Panorama Education



# Summary

Topic Description

Results

Benchmark

## 1. Assessment and Feedback

**89%**

▲ 0

since last survey

## 2. Cognitive Demand

**87%**

▲ 2

since last survey

## 3. Growth Mindset

**90%**

▲ 2

since last survey

## 4. Instructional Repertoire

**82%**

▲ 0

since last survey

## 5. Learning Environment

**81%**

▲ 1

since last survey



## 6. Student Interest

**74%**

▲ 1

since last survey

---

## 7. Students Working with Students

**78%**

▲ 1

since last survey

---

## I.A: Curriculum & Planning

**87%**

▲ 2

since last survey

---

## I.B: Assessment

**85%**

▼ 4

since last survey

---

## I.C: Analysis

**80%**

▲ 4

since last survey

---

## II.A: Instruction

**78%**

▲ 3

since last survey

---

## II.B: Learning Environment

**84%**

▲ 0

since last survey

---



## II.C: Cultural Proficiency

**82%**

**0**

since last survey

---

## II.D: Expectations

**83%**

**▲ 0**

since last survey

---

# 1. Assessment and Feedback

Your average

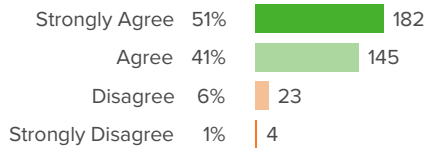
**89%**

Change

**▲ 0**

How did students respond?

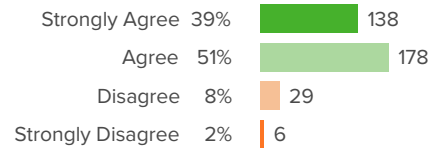
**Q.1: When my teacher is talking, he or she asks us if we understand.**



▼ 1 from last survey

Favorable: **92%**

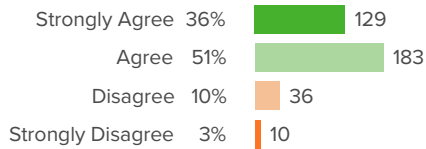
**Q.2: I can show my learning in many ways (e.g., writing, graphs, pictures).**



▼ 1 from last survey

Favorable: **90%**

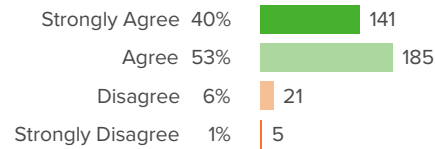
**Q.3: My teacher usually knows when I am confused and helps me understand.**



▼ 2 from last survey

Favorable: **87%**

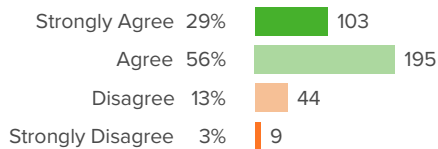
**Q.4: After I talk to my teacher, I know how to make my work better.**



▲ 1 from last survey

Favorable: **93%**

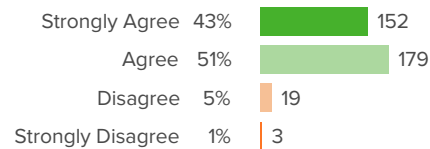
**Q.5: I use rubrics given by the teacher to judge how well I have done my work.**



▲ 6 from last survey

Favorable: **85%**

**Q.6: My teacher explains what good work looks like on assignments and projects.**

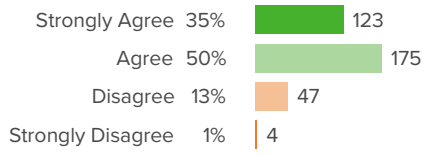


▲ 3 from last survey

Favorable: **94%**



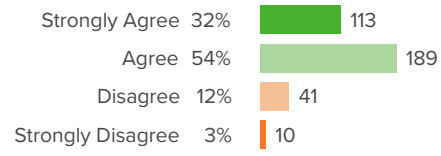
**Q.7: My teacher asks us to share what we have learned in a lesson.**



▼ **1** from last survey

Favorable: **85%**

**Q.8: I tell my teacher what I don't understand from a lesson.**



▼ **2** from last survey

Favorable: **86%**

## 2. Cognitive Demand

Your average

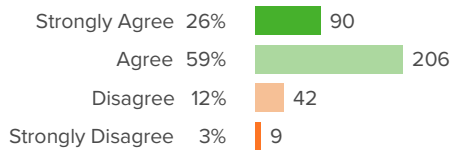
**87%**

Change

**▲ 2**

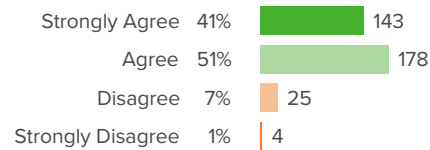
How did students respond?

**Q.1: What I am learning now connects to what I learned before.**



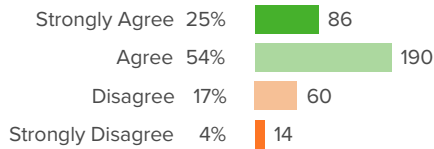
▲ 3 from last survey Favorable: **85%**

**Q.2: My teacher asks questions that help me learn more.**



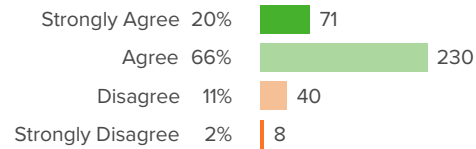
▲ 3 from last survey Favorable: **92%**

**Q.3: The work in this class is challenging but not too difficult for me.**



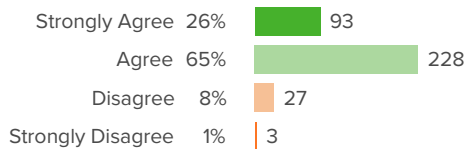
▼ 1 from last survey Favorable: **79%**

**Q.4: When asked, I can explain what I am learning and why.**



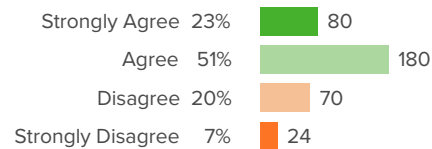
▲ 3 from last survey Favorable: **86%**

**Q.5: I use evidence to explain my thinking when I write, answer questions, and talk about my work.**



▲ 1 from last survey Favorable: **91%**

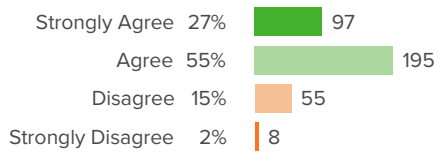
**Q.6: I can do more challenging work when I am waiting for other students to finish.**



0 from last survey Favorable: **73%**

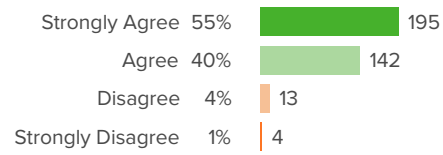


**Q.7: The activities (work) my teacher gives us really make me think hard.**



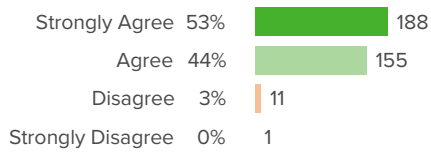
▲ **3** from last survey Favorable: **82%**

**Q.8: My teacher encourages us to think of more than one way to solve a problem.**



0 from last survey Favorable: **95%**

**Q.9: My teacher wants me to explain my answers -- why I think what I think.**



▲ **2** from last survey Favorable: **97%**



### 3. Growth Mindset

Your average

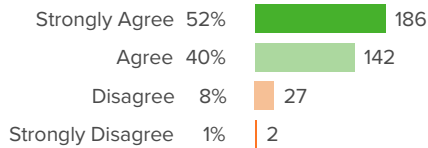
90%

Change

▲ 2

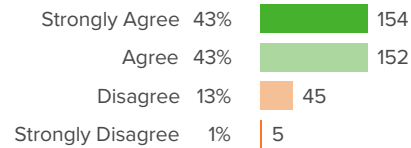
How did students respond?

**Q.1: My teacher asks me to improve my work when he or she knows I can do better.**



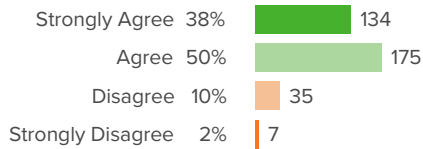
0 from last survey Favorable: **92%**

**Q.2: When I am stuck, my teacher wants me to try again before he or she helps me.**



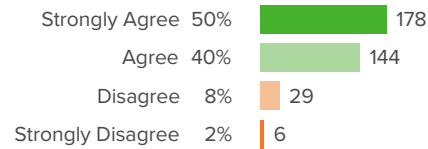
▲ 1 from last survey Favorable: **86%**

**Q.3: When something is hard for me, my teacher offers many ways to help me learn.**



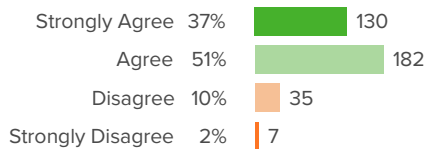
▲ 2 from last survey Favorable: **88%**

**Q.4: My teacher uses our mistakes as a chance for us all to learn.**



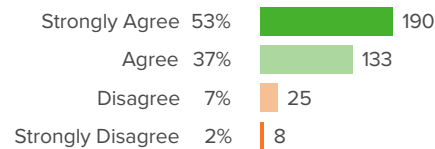
▲ 4 from last survey Favorable: **90%**

**Q.5: My teacher makes me think first, before he or she answers my questions.**



▲ 3 from last survey Favorable: **88%**

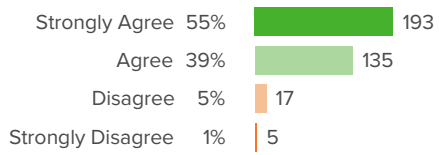
**Q.6: My teacher encourages me to ask for help when I need it.**



▲ 1 from last survey Favorable: **91%**



**Q.7: In this teacher's class, I have learned not to give up, even when things get difficult.**



▲ 3 from last survey

Favorable: **94%**

## 4. Instructional Repertoire

Your average

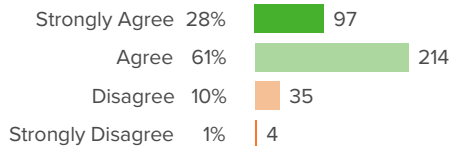
**82%**

Change

**▲ 0**

How did students respond?

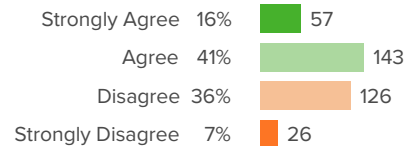
**Q.1: I play games, draw pictures, write stories and talk about my work in class.**



▲ 2 from last survey

Favorable: **89%**

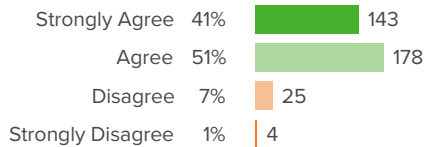
**Q.2: When we can't figure something out, my teacher gives us other activities to help us understand.**



▼ 8 from last survey

Favorable: **57%**

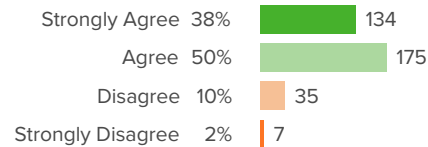
**Q.3: My teacher asks questions that help me learn more.**



▲ 3 from last survey

Favorable: **92%**

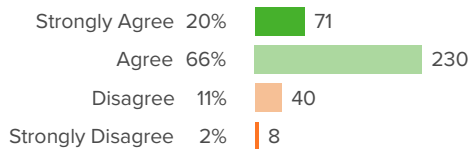
**Q.4: When something is hard for me, my teacher offers many ways to help me learn.**



▲ 2 from last survey

Favorable: **88%**

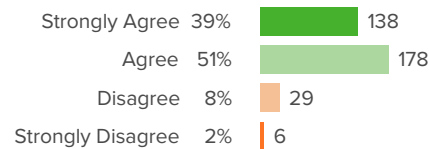
**Q.5: When asked, I can explain what I am learning and why.**



▲ 3 from last survey

Favorable: **86%**

**Q.6: I can show my learning in many ways (e.g., writing, graphs, pictures).**

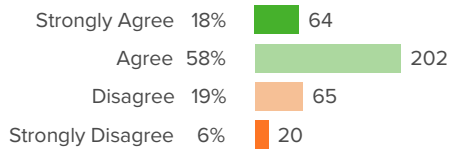


▼ 1 from last survey

Favorable: **90%**

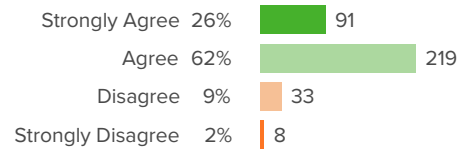


**Q.7: When we read in class, I can think of several possible answers to my teacher's questions.**



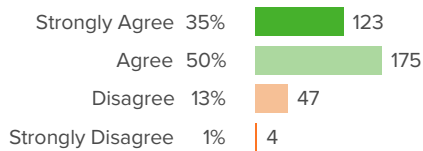
▲ 5 from last survey Favorable: **76%**

**Q.8: My teacher's answers to questions are clear to me.**



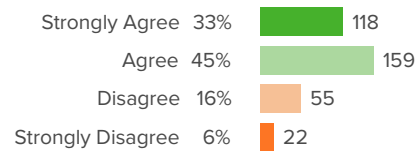
0 from last survey Favorable: **88%**

**Q.9: My teacher asks us to share what we have learned in a lesson.**



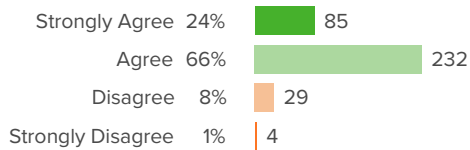
▼ 1 from last survey Favorable: **85%**

**Q.10: My homework helps me to understand what we do in class.**



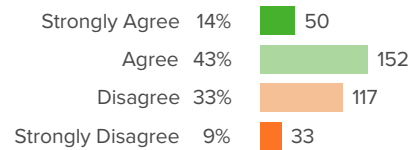
▼ 2 from last survey Favorable: **78%**

**Q.11: I understand the main idea being taught in each lesson.**



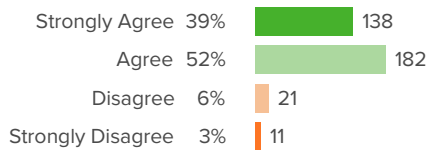
▲ 3 from last survey Favorable: **91%**

**Q.12: At the beginning of a lesson, I know what we are going to be learning.**



▼ 6 from last survey Favorable: **57%**

**Q.13: If I need it, my teacher will give me extra help.**



▲ 3 from last survey Favorable: **91%**

## 5. Learning Environment

Your average

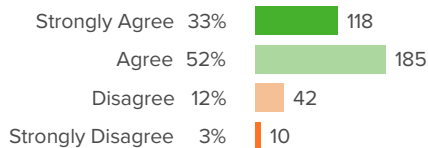
**81%**

Change

▲ **1**

How did students respond?

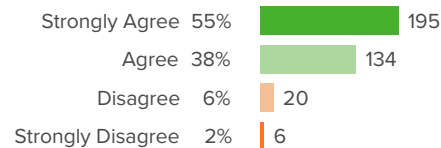
**Q.1: The teacher and students respect each other in this class.**



▼ **4** from last survey

Favorable: **85%**

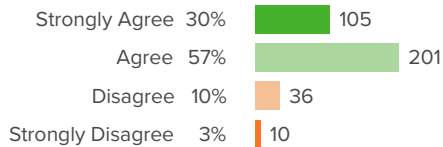
**Q.2: My teacher shows us how to respect different opinions in class.**



▲ **4** from last survey

Favorable: **93%**

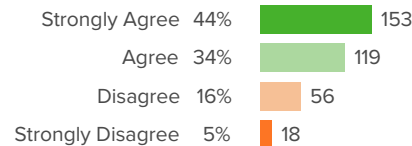
**Q.3: Students speak up and share their ideas about class work.**



▲ **3** from last survey

Favorable: **87%**

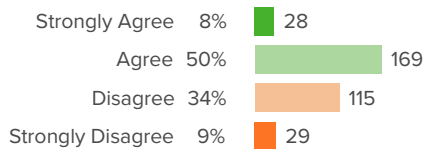
**Q.4: If I am sad or angry, I can talk to my teacher.**



▲ **1** from last survey

Favorable: **79%**

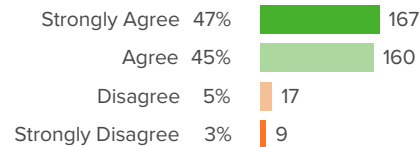
**Q.5: My classmates behave the way my teacher wants them to.**



▼ **4** from last survey

Favorable: **58%**

**Q.6: My teacher respects my ideas and suggestions.**

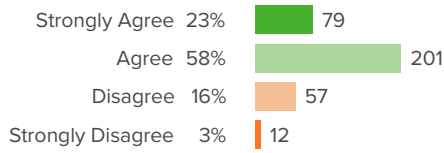


0 from last survey

Favorable: **93%**

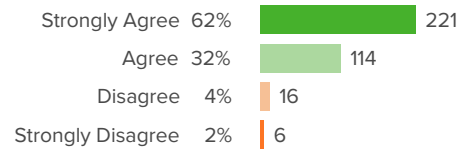


**Q.7: In this class, students work well together in groups.**



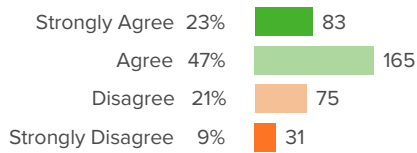
0 from last survey Favorable: **80%**

**Q.8: My teacher helps students make better choices when they are misbehaving.**



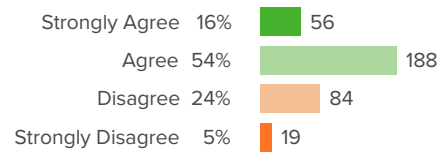
▲ 2 from last survey Favorable: **94%**

**Q.9: Students help decide the rules for how students should behave in this class.**



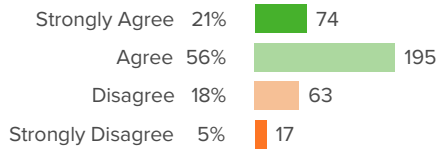
▲ 5 from last survey Favorable: **70%**

**Q.10: In this class, other students take the time to listen to my ideas.**



▼ 5 from last survey Favorable: **70%**

**Q.11: My teacher uses my ideas to help my classmates learn.**



▲ 5 from last survey Favorable: **77%**

## 6. Student Interest

Your average

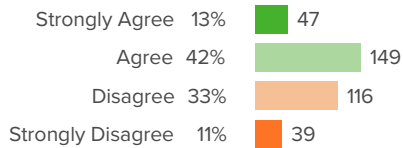
**74%**

Change

▲ **1**

How did students respond?

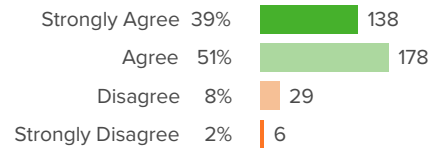
**Q.1: When I am at home, I like to learn more about what I did in class.**



0 from last survey

Favorable: **56%**

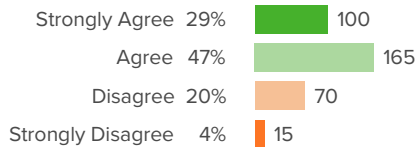
**Q.2: I can show my learning in many ways (e.g., writing, graphs, pictures).**



▼ 1 from last survey

Favorable: **90%**

**Q.3: My teacher uses things that interest me to explain hard ideas.**



▲ 5 from last survey

Favorable: **76%**

## 7. Students Working with Students

Your average

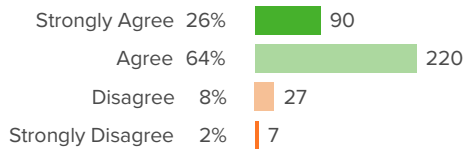
**78%**

Change

**▲ 1**

How did students respond?

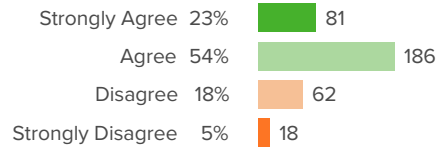
**Q.1: In this class, students help each other to learn.**



▼ 4 from last survey

Favorable: **90%**

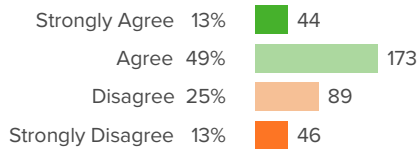
**Q.2: In this teacher's class, students help the teacher develop guidelines (e.g., rubrics, student work examples) that will be used to grade our assignments.**



▼ 6 from last survey

Favorable: **77%**

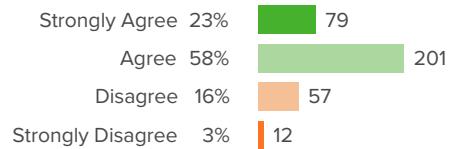
**Q.3: I look over my classmates' work and suggest ways to improve it.**



▲ 4 from last survey

Favorable: **62%**

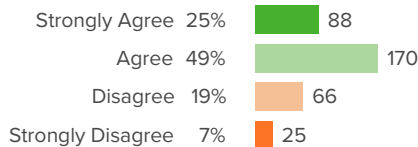
**Q.4: In this class, students work well together in groups.**



0 from last survey

Favorable: **80%**

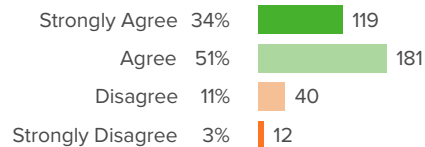
**Q.5: Students encourage each other to do really good work in this class.**



0 from last survey

Favorable: **74%**

**Q.6: My teacher lets me teach other students how I solved a problem.**



▲ 10 from last survey

Favorable: **85%**



Organized by Evaluation Standards

# I.A: Curriculum & Planning

Your average

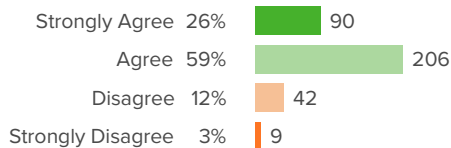
**87%**

Change

**▲ 2**

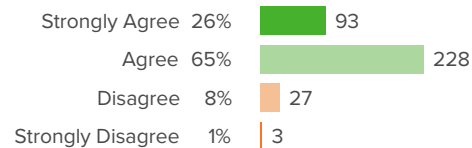
How did students respond?

**Q.1: What I am learning now connects to what I learned before.**



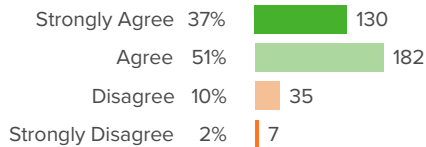
▲ 3 from last survey Favorable: **85%**

**Q.2: I use evidence to explain my thinking when I write, answer questions, and talk about my work.**



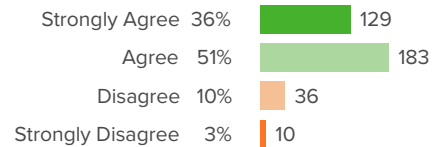
▲ 1 from last survey Favorable: **91%**

**Q.3: My teacher makes me think first, before he or she answers my questions.**



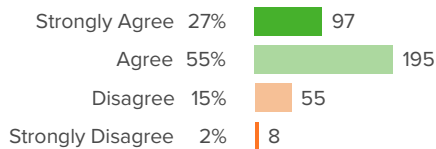
▲ 3 from last survey Favorable: **88%**

**Q.4: My teacher usually knows when I am confused and helps me understand.**



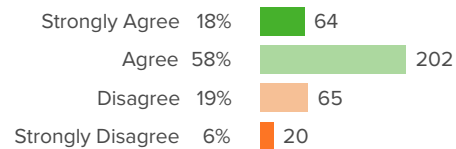
▼ 2 from last survey Favorable: **87%**

**Q.5: The activities (work) my teacher gives us really make me think hard.**



▲ 3 from last survey Favorable: **82%**

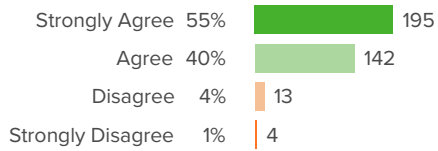
**Q.6: When we read in class, I can think of several possible answers to my teacher's questions.**



▲ 5 from last survey Favorable: **76%**

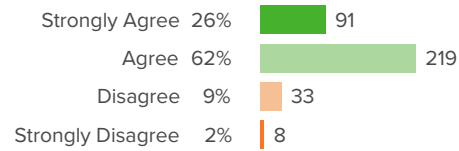


**Q.7: My teacher encourages us to think of more than one way to solve a problem.**



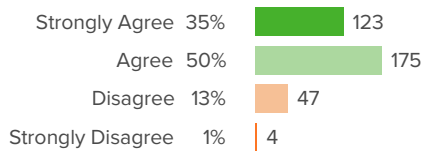
0 from last survey Favorable: **95%**

**Q.8: My teacher's answers to questions are clear to me.**



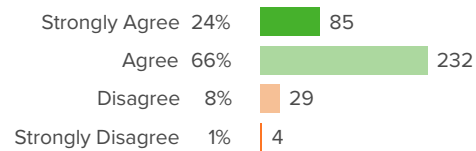
0 from last survey Favorable: **88%**

**Q.9: My teacher asks us to share what we have learned in a lesson.**



▼ 1 from last survey Favorable: **85%**

**Q.10: I understand the main idea being taught in each lesson.**



▲ 3 from last survey Favorable: **91%**



## I.B: Assessment

Your average

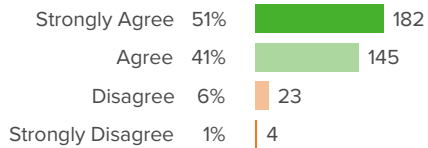
**85%**

Change

▼ **4**

How did students respond?

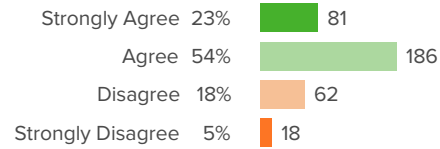
**Q.1: When my teacher is talking, he or she asks us if we understand.**



▼ **1** from last survey

Favorable: **92%**

**Q.2: In this teacher's class, students help the teacher develop guidelines (e.g., rubrics, student work examples) that will be used to grade our assignments.**



▼ **6** from last survey

Favorable: **77%**

## I.C: Analysis

Your average

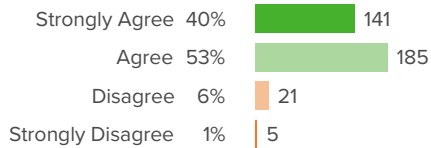
**80%**

Change

**▲ 4**

How did students respond?

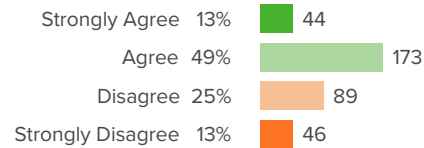
**Q.1: After I talk to my teacher, I know how to make my work better.**



▲ 1 from last survey

Favorable: **93%**

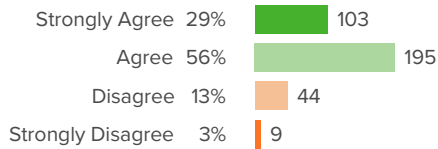
**Q.2: I look over my classmates' work and suggest ways to improve it.**



▲ 4 from last survey

Favorable: **62%**

**Q.3: I use rubrics given by the teacher to judge how well I have done my work.**



▲ 6 from last survey

Favorable: **85%**

## II.A: Instruction

Your average

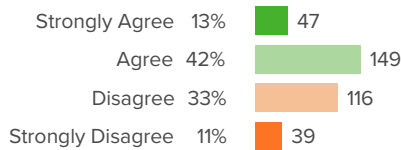
**78%**

Change

**▲ 3**

### How did students respond?

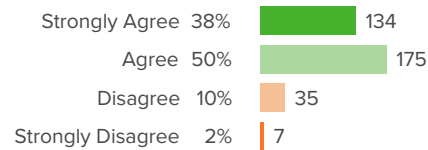
**Q.1: When I am at home, I like to learn more about what I did in class.**



0 from last survey

Favorable: **56%**

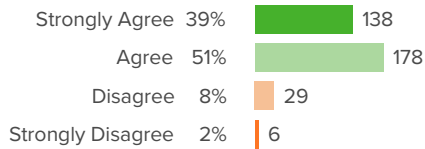
**Q.2: When something is hard for me, my teacher offers many ways to help me learn.**



▲ 2 from last survey

Favorable: **88%**

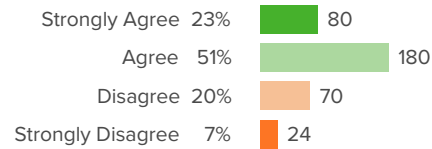
**Q.3: I can show my learning in many ways (e.g., writing, graphs, pictures).**



▼ 1 from last survey

Favorable: **90%**

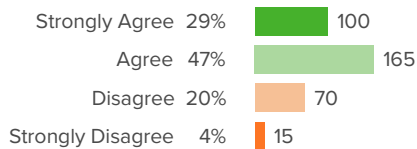
**Q.4: I can do more challenging work when I am waiting for other students to finish.**



0 from last survey

Favorable: **73%**

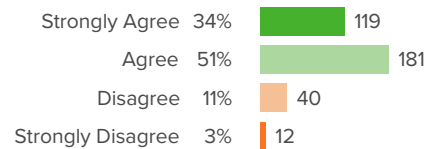
**Q.5: My teacher uses things that interest me to explain hard ideas.**



▲ 5 from last survey

Favorable: **76%**

**Q.6: My teacher lets me teach other students how I solved a problem.**

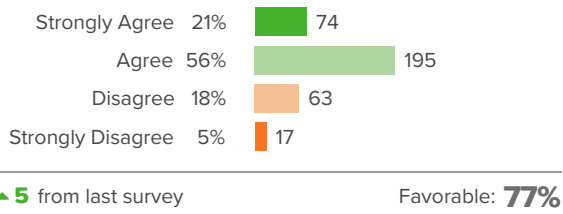


▲ 10 from last survey

Favorable: **85%**



**Q.7: My teacher uses my ideas to help my classmates learn.**



## II.B: Learning Environment

Your average

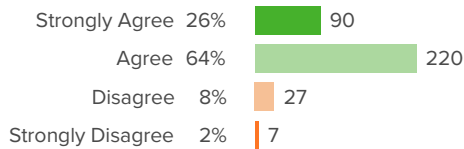
**84%**

Change

▲ **0**

How did students respond?

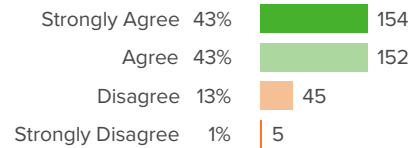
**Q.1: In this class, students help each other to learn.**



▼ 4 from last survey

Favorable: **90%**

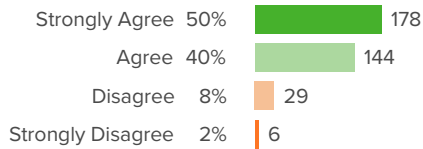
**Q.2: When I am stuck, my teacher wants me to try again before he or she helps me.**



▲ 1 from last survey

Favorable: **86%**

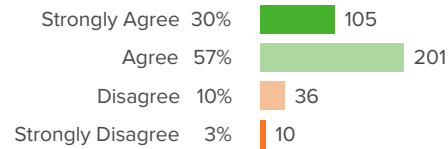
**Q.3: My teacher uses our mistakes as a chance for us all to learn.**



▲ 4 from last survey

Favorable: **90%**

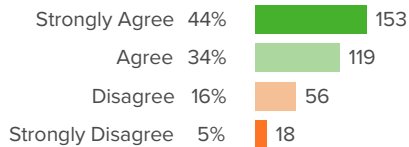
**Q.4: Students speak up and share their ideas about class work.**



▲ 3 from last survey

Favorable: **87%**

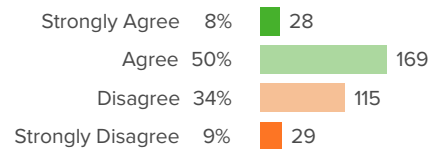
**Q.5: If I am sad or angry, I can talk to my teacher.**



▲ 1 from last survey

Favorable: **79%**

**Q.6: My classmates behave the way my teacher wants them to.**



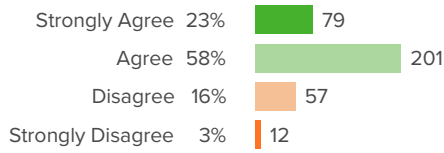
▼ 4 from last survey

Favorable: **58%**



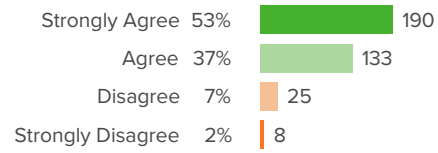


**Q.7: In this class, students work well together in groups.**



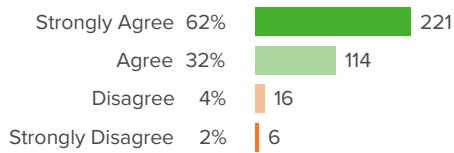
0 from last survey Favorable: **80%**

**Q.8: My teacher encourages me to ask for help when I need it.**



▲ 1 from last survey Favorable: **91%**

**Q.9: My teacher helps students make better choices when they are misbehaving.**



▲ 2 from last survey Favorable: **94%**

## II.C: Cultural Proficiency

Your average

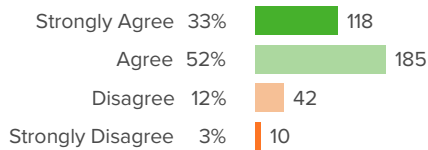
**82%**

Change

**0**

How did students respond?

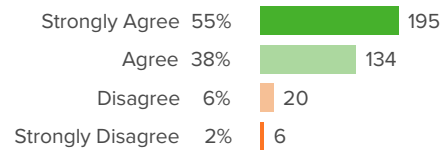
### Q.1: The teacher and students respect each other in this class.



▼ 4 from last survey

Favorable: **85%**

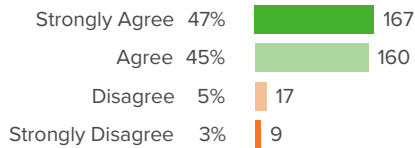
### Q.2: My teacher shows us how to respect different opinions in class.



▲ 4 from last survey

Favorable: **93%**

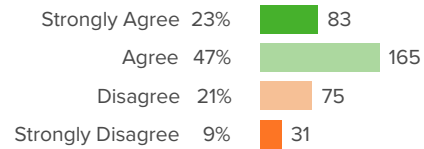
### Q.3: My teacher respects my ideas and suggestions.



0 from last survey

Favorable: **93%**

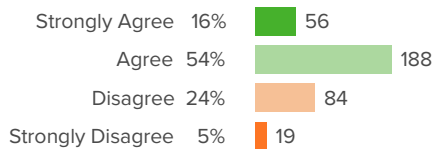
### Q.4: Students help decide the rules for how students should behave in this class.



▲ 5 from last survey

Favorable: **70%**

### Q.5: In this class, other students take the time to listen to my ideas.



▼ 5 from last survey

Favorable: **70%**

## II.D: Expectations

Your average

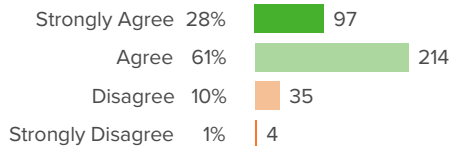
**83%**

Change

**▲ 0**

How did students respond?

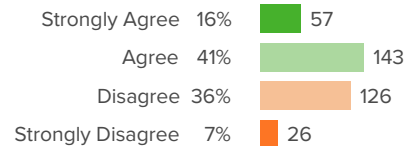
**Q.1: I play games, draw pictures, write stories and talk about my work in class.**



▲ 2 from last survey

Favorable: **89%**

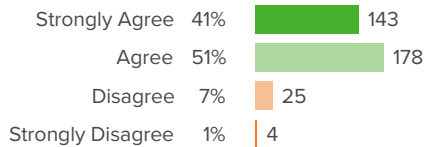
**Q.2: When we can't figure something out, my teacher gives us other activities to help us understand.**



▼ 8 from last survey

Favorable: **57%**

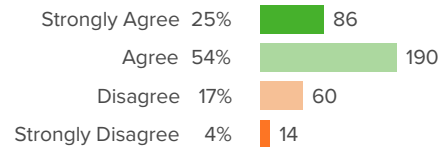
**Q.3: My teacher asks questions that help me learn more.**



▲ 3 from last survey

Favorable: **92%**

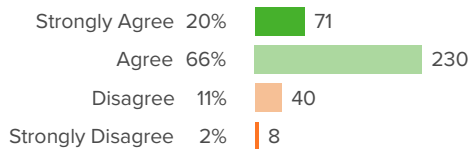
**Q.4: The work in this class is challenging but not too difficult for me.**



▼ 1 from last survey

Favorable: **79%**

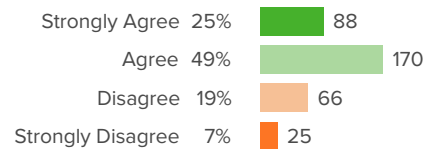
**Q.5: When asked, I can explain what I am learning and why.**



▲ 3 from last survey

Favorable: **86%**

**Q.6: Students encourage each other to do really good work in this class.**

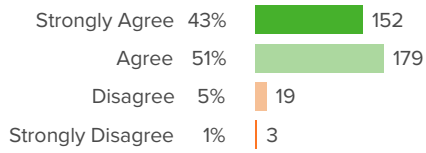


0 from last survey

Favorable: **74%**

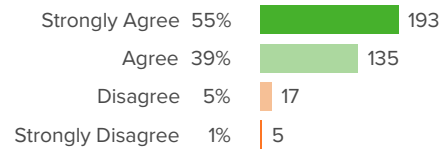


**Q.7: My teacher explains what good work looks like on assignments and projects.**



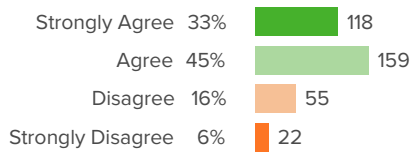
▲ **3** from last survey Favorable: **94%**

**Q.8: In this teacher's class, I have learned not to give up, even when things get difficult.**



▲ **3** from last survey Favorable: **94%**

**Q.9: My homework helps me to understand what we do in class.**



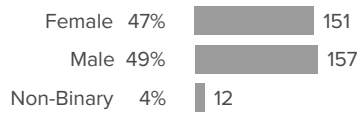
▼ **2** from last survey Favorable: **78%**



## Other questions

How did students respond? \_\_\_\_\_

**Q.1: What is your gender? (Skip if you prefer not to answer.)**



# Lincoln Public Schools

## Lincoln Public Schools

ESE Model - Grades 6-12  
Spring 2017



Report created by  
Panorama Education



# Summary

Topic Description

Results

Benchmark

## 1. Assessment and Feedback

72%

▲3

since last survey

## 2. Cognitive Demand

80%

0

since last survey

## 3. Growth Mindset

87%

▲2

since last survey

## 4. Instructional Repertoire

77%

▲2

since last survey

## 5. Learning Environment

70%

▲2

since last survey



## 6. Student Interest

**64%**

▲ 4

since last survey

---

## 7. Students Working with Students

**57%**

▲ 3

since last survey

---

### I.A: Curriculum & Planning

**80%**

▲ 1

since last survey

---

### I.B: Assessment

**69%**

▲ 5

since last survey

---

### I.C: Analysis

**72%**

▲ 0

since last survey

---

### II.A: Instruction

**67%**

▲ 4

since last survey

---

### II.B: Learning Environment

**73%**

▲ 2

since last survey

---





## II.C: Cultural Proficiency

**73%**

▲ 2

since last survey

---

## II.D: Expectations

**76%**

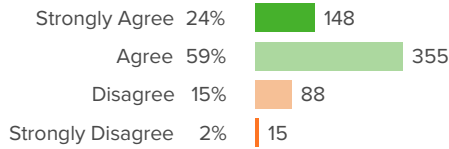
▲ 0

since last survey

---

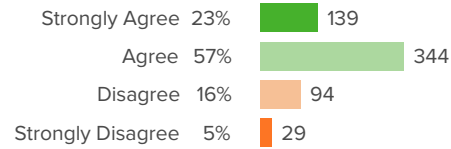


**Q.7: I can show my learning in many ways (e.g., writing, graphs, pictures) in this class.**



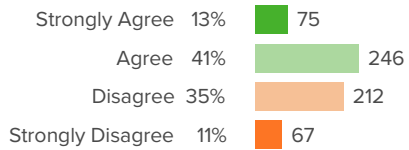
▲ 2 from last survey Favorable: **83%**

**Q.8: My teacher provides quick feedback so I know how to do better with my next assignment.**



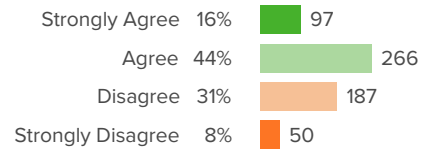
▲ 2 from last survey Favorable: **80%**

**Q.9: In this teacher's class, students help the teacher develop guidelines (e.g., rubrics, student work examples) that will be used to grade our assignments.**



▲ 2 from last survey Favorable: **54%**

**Q.10: In this class, I can decide how to show my knowledge (e.g. write a paper, prepare a presentation, make a video).**



▲ 8 from last survey Favorable: **61%**

## 2. Cognitive Demand

Your average

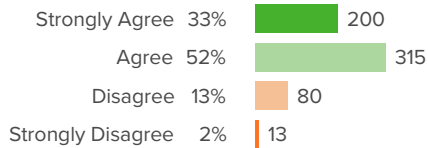
**80%**

Change

**0**

How did students respond?

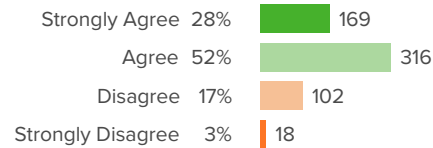
**Q.1: The activities in this teacher's class require me to think deeply.**



▲ 1 from last survey

Favorable: **85%**

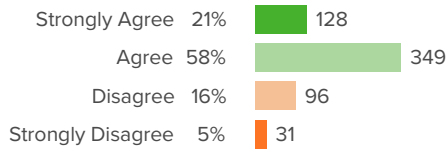
**Q.2: My teacher encourages students to challenge each other's thinking in this class.**



▲ 5 from last survey

Favorable: **80%**

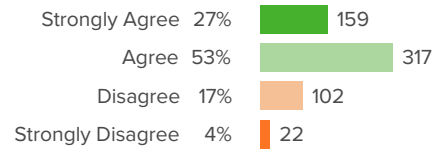
**Q.3: I am able to connect what we learn in this class to what we learn in other subjects.**



▼ 1 from last survey

Favorable: **79%**

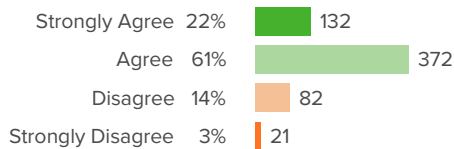
**Q.4: My teacher uses open-ended questions that enable me to think of multiple possible answers.**



▼ 1 from last survey

Favorable: **79%**

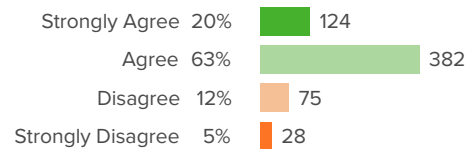
**Q.5: When asked, I can explain what I am learning and why.**



▼ 1 from last survey

Favorable: **83%**

**Q.6: The work in this class is challenging but not too difficult for me.**

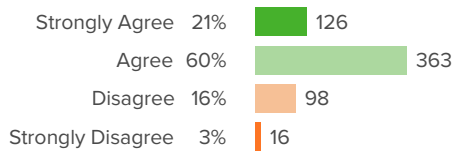


0 from last survey

Favorable: **83%**

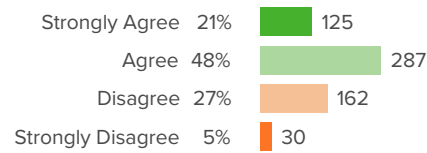


**Q.7: During our lessons, I am asked to apply what I know to new types of challenging problems or tasks.**



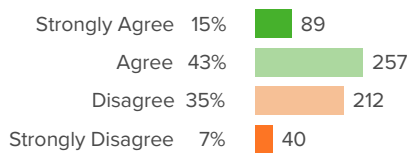
▼ 1 from last survey Favorable: **81%**

**Q.8: The level of my work in this class goes beyond what I thought I was able to do.**



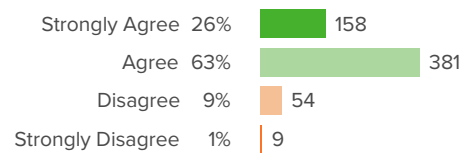
▼ 4 from last survey Favorable: **68%**

**Q.9: If we finish our work early in class, my teacher has us do more challenging work.**



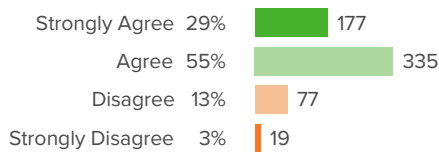
▲ 1 from last survey Favorable: **58%**

**Q.10: I use evidence to explain my thinking when I write, present my work, and answer questions.**



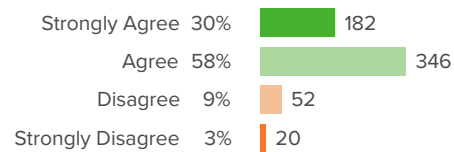
0 from last survey Favorable: **90%**

**Q.11: I am challenged to support my answers or reasoning in this class.**



▲ 1 from last survey Favorable: **84%**

**Q.12: My teacher believes that hard work, not ability, will ensure our success.**



0 from last survey Favorable: **88%**

# 1. Assessment and Feedback

Your average

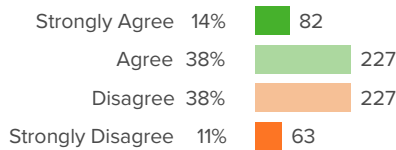
**72%**

Change

**▲ 3**

How did students respond?

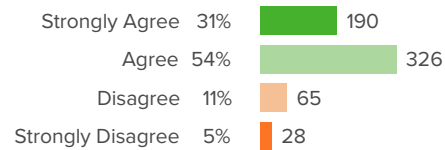
**Q.1: Using rubrics given to us by my teacher, I suggest ways for my classmates to improve their assignments.**



▼ 1 from last survey

Favorable: **52%**

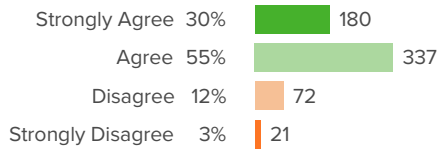
**Q.2: My teacher checks to make sure we understand what he or she is teaching us.**



▲ 6 from last survey

Favorable: **85%**

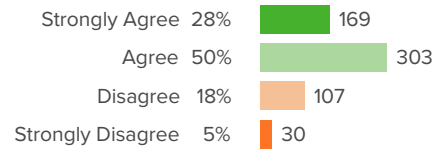
**Q.3: After I get feedback from my teacher, I know how to make my work better.**



▼ 2 from last survey

Favorable: **85%**

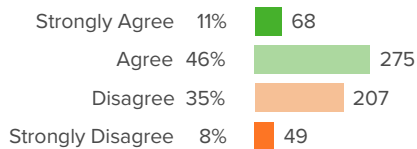
**Q.4: My teacher tells me in advance how my work is going to be graded.**



▲ 1 from last survey

Favorable: **78%**

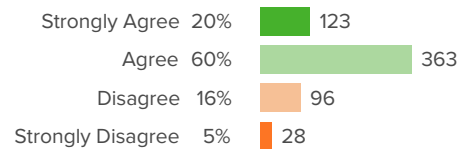
**Q.5: My teacher asks me to rate my understanding of what we have learned in class.**



▲ 7 from last survey

Favorable: **57%**

**Q.6: My teacher uses a variety of ways to assess our understanding.**



▲ 3 from last survey

Favorable: **80%**



### 3. Growth Mindset

Your average

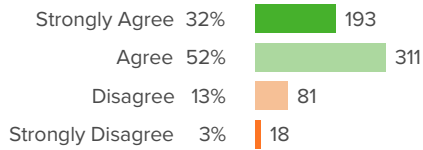
**87%**

Change

**▲ 2**

#### How did students respond?

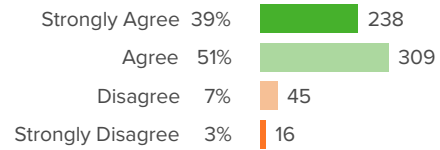
**Q.1: My teacher demonstrates that mistakes are a part of learning.**



▲ 2 from last survey

Favorable: **84%**

**Q.2: My teacher asks me to improve my work when he or she knows I can do better.**



▲ 2 from last survey

Favorable: **90%**

## 4. Instructional Repertoire

Your average

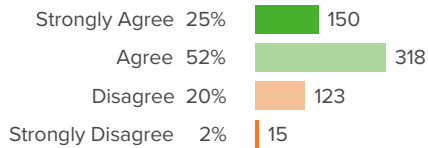
**77%**

Change

**▲ 2**

How did students respond?

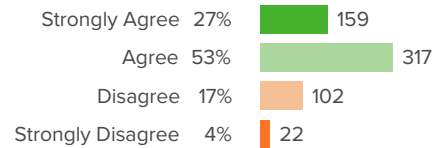
**Q.1: My teacher asks us to summarize what we have learned in a lesson.**



▲ 1 from last survey

Favorable: **77%**

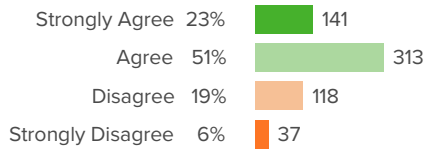
**Q.2: My teacher uses open-ended questions that enable me to think of multiple possible answers.**



▼ 1 from last survey

Favorable: **79%**

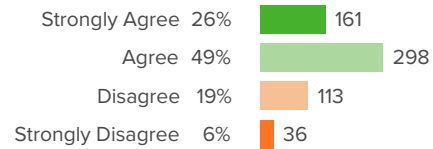
**Q.3: Examples of excellent work are provided by my teacher so I understand what is expected of me.**



▲ 5 from last survey

Favorable: **75%**

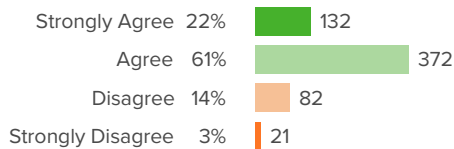
**Q.4: In this class, my teacher is willing to try new things to make learning more interesting.**



▼ 3 from last survey

Favorable: **75%**

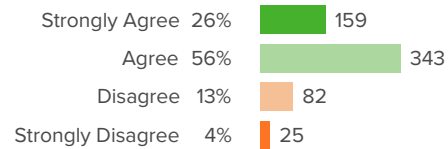
**Q.5: When asked, I can explain what I am learning and why.**



▼ 1 from last survey

Favorable: **83%**

**Q.6: When material in this subject is confusing, my teacher knows how to break it down so I can understand.**

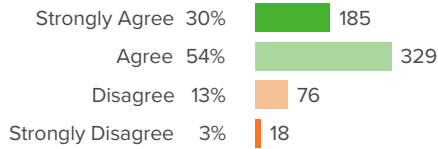


0 from last survey

Favorable: **82%**

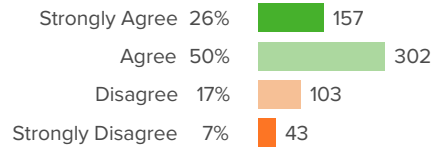


**Q.7: The material in this class is clearly taught.**



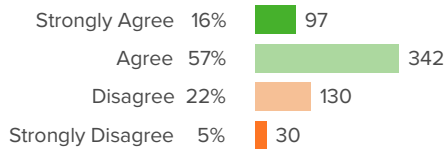
▲ **3** from last survey Favorable: **85%**

**Q.8: In this class, I learn how to use technology well (e.g., Internet, tools) to support my learning.**



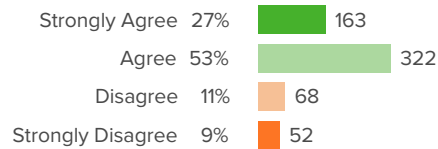
▲ **2** from last survey Favorable: **76%**

**Q.9: My teacher helps us identify our strengths and shows us how to use them to help us learn.**



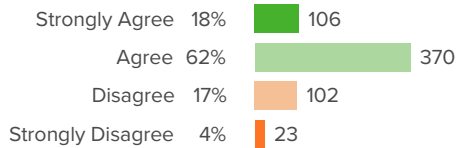
▲ **4** from last survey Favorable: **73%**

**Q.10: The homework assignments add to my understanding of what we are doing in class.**



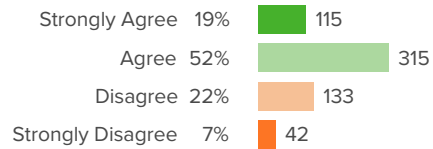
▼ **4** from last survey Favorable: **80%**

**Q.11: My teacher helps me to develop many ways to think about an activity or a problem.**



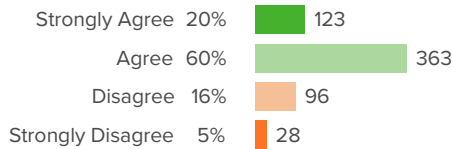
▲ **1** from last survey Favorable: **79%**

**Q.12: During a lesson, my teacher is quick to change how he or she teaches if the class does not understand (e.g., switch from using written explanations to using diagrams).**



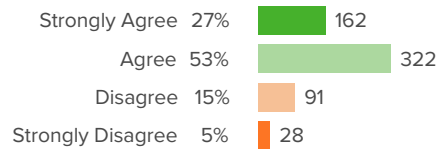
▲ **2** from last survey Favorable: **71%**

**Q.13: My teacher uses a variety of ways to assess our understanding.**



▲ **3** from last survey Favorable: **80%**

**Q.14: My teacher uses a variety of ways to help all students learn (e.g., draw pictures; talk out loud; use slides; write on board; play games).**

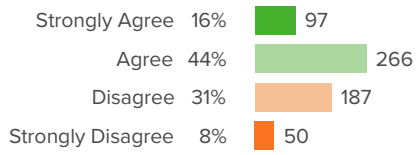


▲ **3** from last survey Favorable: **80%**





**Q.15: In this class, I can decide how to show my knowledge (e.g. write a paper, prepare a presentation, make a video).**



▲ 8 from last survey

Favorable: **61%**

## 5. Learning Environment

Your average

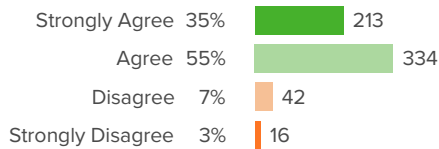
**70%**

Change

**▲ 2**

How did students respond?

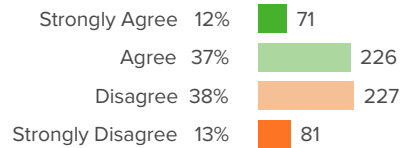
### Q.1: My teacher believes in my ability.



0 from last survey

Favorable: **90%**

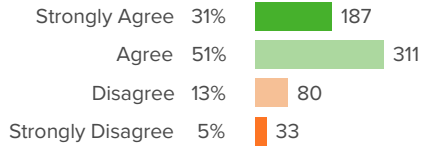
### Q.2: Students help decide the rules for how students should behave in this class.



▲ 4 from last survey

Favorable: **49%**

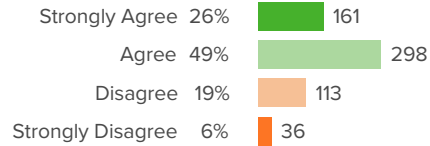
### Q.3: In discussing my work, my teacher uses a positive tone even if my work needs improvement.



0 from last survey

Favorable: **82%**

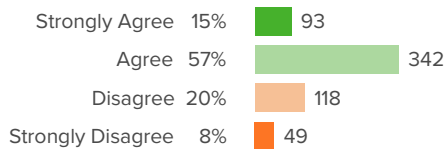
### Q.4: In this class, my teacher is willing to try new things to make learning more interesting.



▼ 3 from last survey

Favorable: **75%**

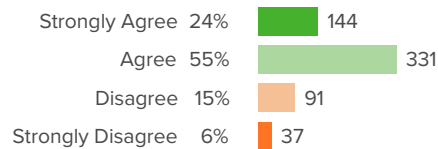
### Q.5: In this class, other students take the time to listen to my ideas.



▼ 1 from last survey

Favorable: **72%**

### Q.6: In my class, my teacher is interested in my well-being beyond just my class work.

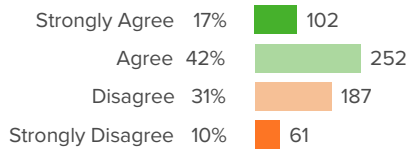


0 from last survey

Favorable: **79%**

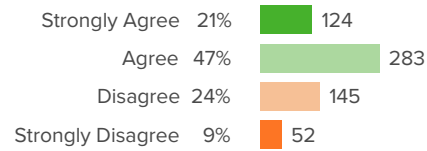


**Q.7: What I learn from my teacher often inspires me to explore topics outside of school.**



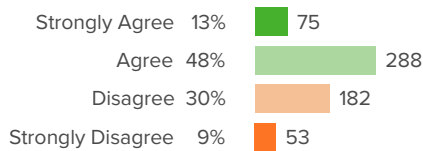
▲ 2 from last survey Favorable: **59%**

**Q.8: My teacher's passion for his/her subject makes me want to learn more.**



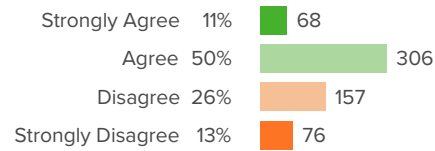
0 from last survey Favorable: **67%**

**Q.9: To help me understand, my teacher uses my interests to explain difficult ideas to me.**



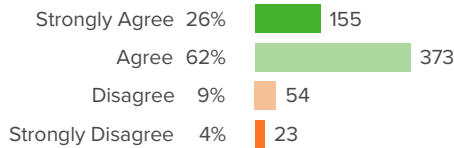
▲ 8 from last survey Favorable: **61%**

**Q.10: Our class stays on task and does not waste time.**



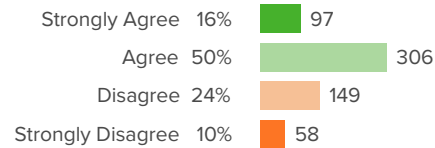
▲ 2 from last survey Favorable: **62%**

**Q.11: My teacher encourages us to accept different points of view when they are expressed in class.**



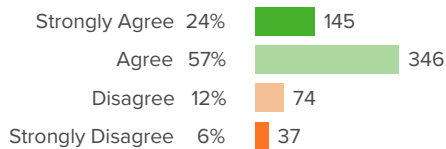
▲ 2 from last survey Favorable: **87%**

**Q.12: Student behavior does NOT interfere with my learning.**



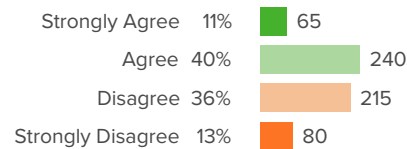
▲ 3 from last survey Favorable: **66%**

**Q.13: The teacher and students respect each other in this class.**



0 from last survey Favorable: **82%**

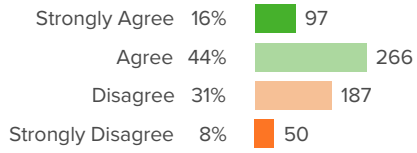
**Q.14: In this class, students are allowed to work on assignments that interest them personally.**



▲ 4 from last survey Favorable: **51%**



**Q.15: In this class, I can decide how to show my knowledge (e.g. write a paper, prepare a presentation, make a video).**



▲ 8 from last survey

Favorable: **61%**

## 6. Student Interest

Your average

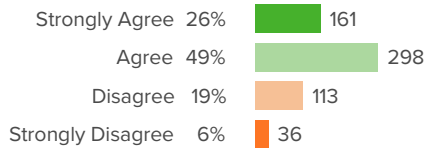
**64%**

Change

**▲ 4**

How did students respond?

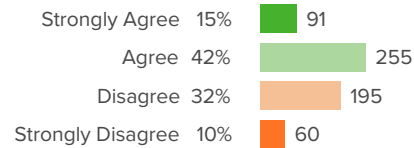
**Q.1: In this class, my teacher is willing to try new things to make learning more interesting.**



▼ **3** from last survey

Favorable: **75%**

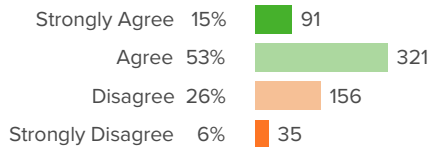
**Q.2: In my class, my teacher uses students' interests to plan class activities.**



▲ **6** from last survey

Favorable: **58%**

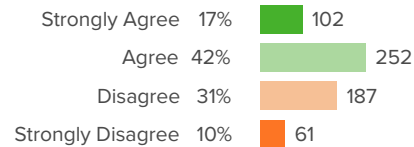
**Q.3: In this class, my teacher uses students' ideas to help students learn.**



▲ **3** from last survey

Favorable: **68%**

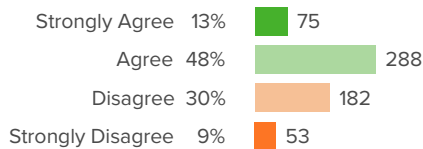
**Q.4: What I learn from my teacher often inspires me to explore topics outside of school.**



▲ **2** from last survey

Favorable: **59%**

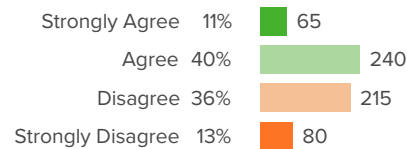
**Q.5: To help me understand, my teacher uses my interests to explain difficult ideas to me.**



▲ **8** from last survey

Favorable: **61%**

**Q.6: In this class, students are allowed to work on assignments that interest them personally.**

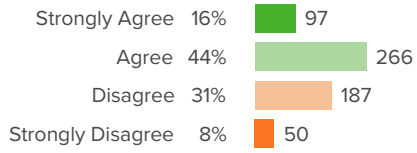


▲ **4** from last survey

Favorable: **51%**



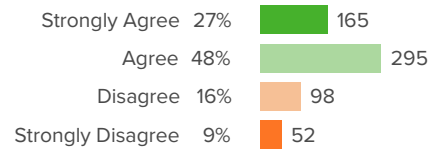
**Q.7: In this class, I can decide how to show my knowledge (e.g. write a paper, prepare a presentation, make a video).**



▲ 8 from last survey

Favorable: **61%**

**Q.8: In this class, my teacher makes what we are learning interesting.**



▲ 2 from last survey

Favorable: **75%**

## 7. Students Working with Students

Your average

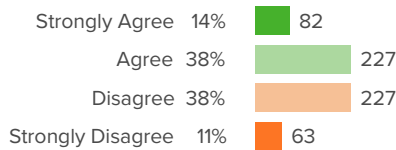
**57%**

Change

**▲ 3**

How did students respond?

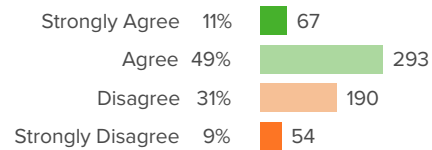
**Q.1: Using rubrics given to us by my teacher, I suggest ways for my classmates to improve their assignments.**



▼ 1 from last survey

Favorable: **52%**

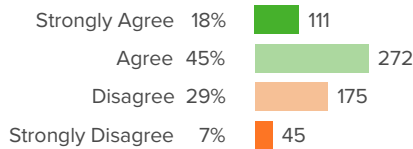
**Q.2: Students push each other to do better work in this class.**



▲ 1 from last survey

Favorable: **60%**

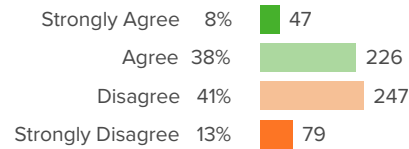
**Q.3: In this class, students review each other's work and provide each other with helpful advice on how to improve.**



▲ 2 from last survey

Favorable: **64%**

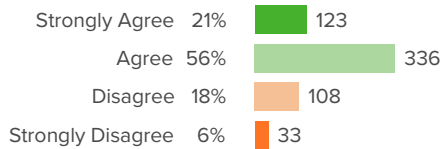
**Q.4: In this class, students are responsible for each other's success.**



▲ 4 from last survey

Favorable: **46%**

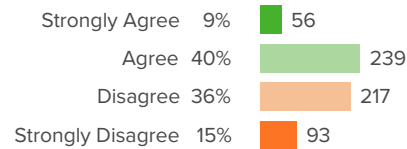
**Q.5: In this class, students work together to help each other learn difficult content.**



▲ 3 from last survey

Favorable: **77%**

**Q.6: In this class, students are asked to teach other classmates a part or whole lesson.**

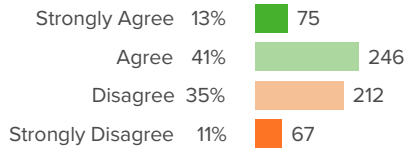


▲ 7 from last survey

Favorable: **49%**



**Q.7: In this teacher's class, students help the teacher develop guidelines (e.g., rubrics, student work examples) that will be used to grade our assignments.**



▲ 2 from last survey

Favorable: **54%**



Organized by Evaluation Standards

# I.A: Curriculum & Planning

Your average

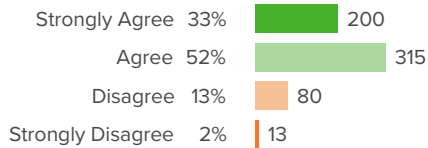
**80%**

Change

**▲ 1**

How did students respond?

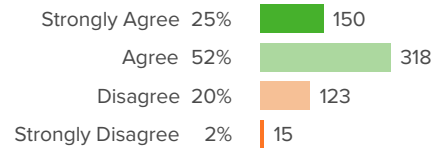
**Q.1: The activities in this teacher's class require me to think deeply.**



▲ 1 from last survey

Favorable: **85%**

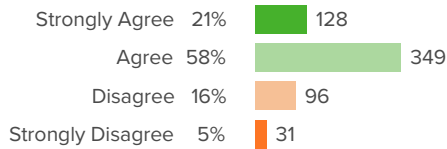
**Q.2: My teacher asks us to summarize what we have learned in a lesson.**



▲ 1 from last survey

Favorable: **77%**

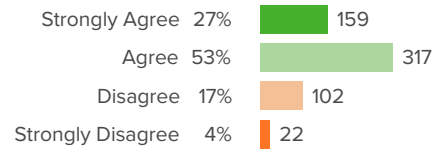
**Q.3: I am able to connect what we learn in this class to what we learn in other subjects.**



▼ 1 from last survey

Favorable: **79%**

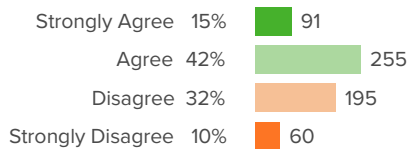
**Q.4: My teacher uses open-ended questions that enable me to think of multiple possible answers.**



▼ 1 from last survey

Favorable: **79%**

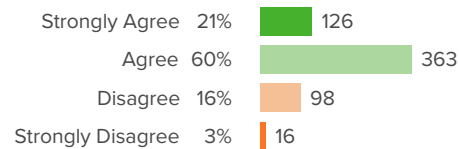
**Q.5: In my class, my teacher uses students' interests to plan class activities.**



▲ 6 from last survey

Favorable: **58%**

**Q.6: During our lessons, I am asked to apply what I know to new types of challenging problems or tasks.**

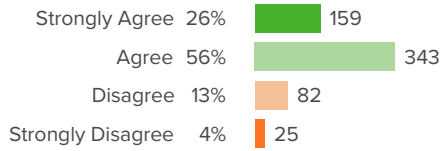


▼ 1 from last survey

Favorable: **81%**

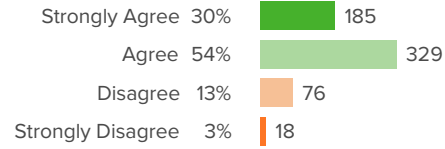


**Q.7: When material in this subject is confusing, my teacher knows how to break it down so I can understand.**



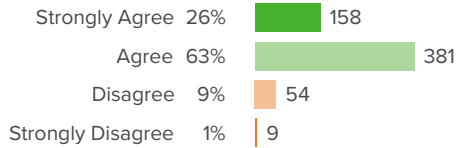
0 from last survey Favorable: **82%**

**Q.8: The material in this class is clearly taught.**



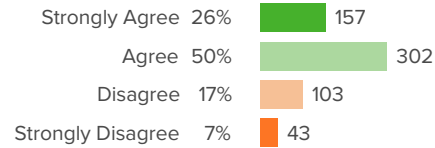
▲ 3 from last survey Favorable: **85%**

**Q.9: I use evidence to explain my thinking when I write, present my work, and answer questions.**



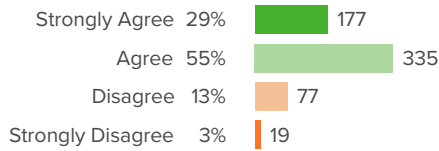
0 from last survey Favorable: **90%**

**Q.10: In this class, I learn how to use technology well (e.g., Internet, tools) to support my learning.**



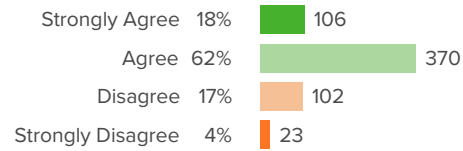
▲ 2 from last survey Favorable: **76%**

**Q.11: I am challenged to support my answers or reasoning in this class.**



▲ 1 from last survey Favorable: **84%**

**Q.12: My teacher helps me to develop many ways to think about an activity or a problem.**



▲ 1 from last survey Favorable: **79%**

## I.B: Assessment

Your average

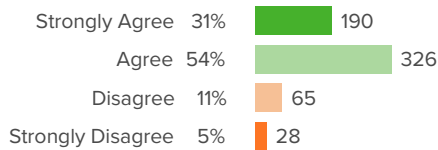
**69%**

Change

**▲ 5**

How did students respond?

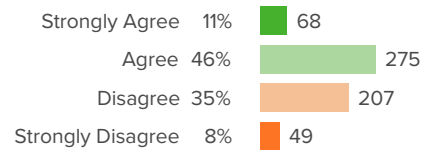
**Q.1: My teacher checks to make sure we understand what he or she is teaching us.**



▲ 6 from last survey

Favorable: **85%**

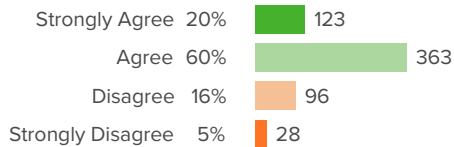
**Q.2: My teacher asks me to rate my understanding of what we have learned in class.**



▲ 7 from last survey

Favorable: **57%**

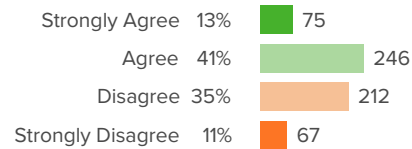
**Q.3: My teacher uses a variety of ways to assess our understanding.**



▲ 3 from last survey

Favorable: **80%**

**Q.4: In this teacher's class, students help the teacher develop guidelines (e.g., rubrics, student work examples) that will be used to grade our assignments.**



▲ 2 from last survey

Favorable: **54%**

## I.C: Analysis

Your average

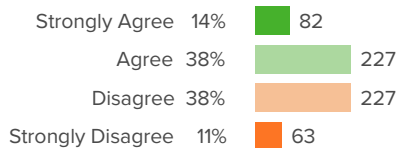
**72%**

Change

**▲ 0**

### How did students respond?

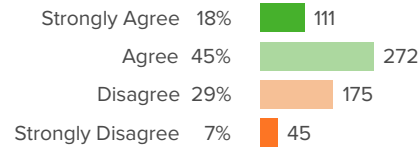
**Q.1: Using rubrics given to us by my teacher, I suggest ways for my classmates to improve their assignments.**



▼ 1 from last survey

Favorable: **52%**

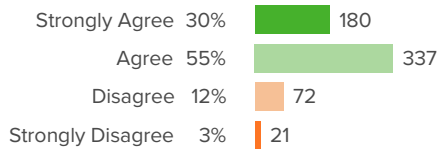
**Q.2: In this class, students review each other's work and provide each other with helpful advice on how to improve.**



▲ 2 from last survey

Favorable: **64%**

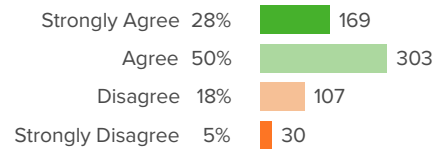
**Q.3: After I get feedback from my teacher, I know how to make my work better.**



▼ 2 from last survey

Favorable: **85%**

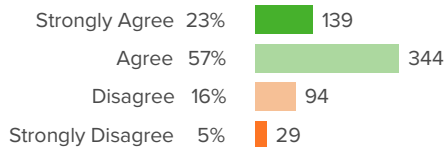
**Q.4: My teacher tells me in advance how my work is going to be graded.**



▲ 1 from last survey

Favorable: **78%**

**Q.5: My teacher provides quick feedback so I know how to do better with my next assignment.**



▲ 2 from last survey

Favorable: **80%**

## II.A: Instruction

Your average

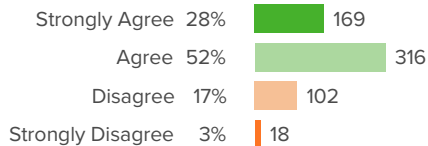
**67%**

Change

**▲ 4**

How did students respond?

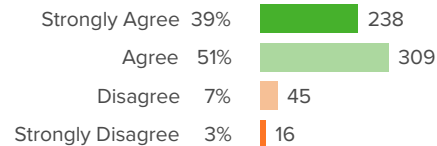
**Q.1: My teacher encourages students to challenge each other's thinking in this class.**



▲ 5 from last survey

Favorable: **80%**

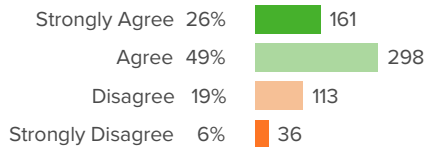
**Q.2: My teacher asks me to improve my work when he or she knows I can do better.**



▲ 2 from last survey

Favorable: **90%**

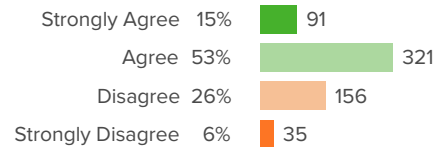
**Q.3: In this class, my teacher is willing to try new things to make learning more interesting.**



▼ 3 from last survey

Favorable: **75%**

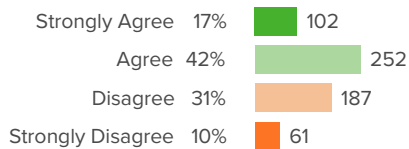
**Q.4: In this class, my teacher uses students' ideas to help students learn.**



▲ 3 from last survey

Favorable: **68%**

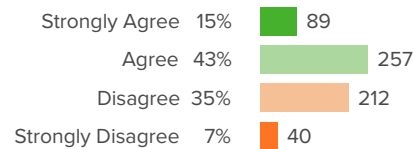
**Q.5: What I learn from my teacher often inspires me to explore topics outside of school.**



▲ 2 from last survey

Favorable: **59%**

**Q.6: If we finish our work early in class, my teacher has us do more challenging work.**

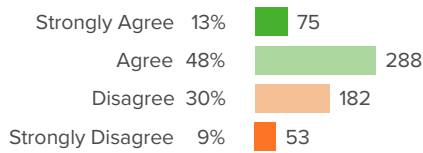


▲ 1 from last survey

Favorable: **58%**

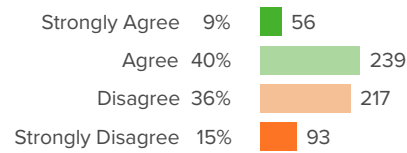


**Q.7: To help me understand, my teacher uses my interests to explain difficult ideas to me.**



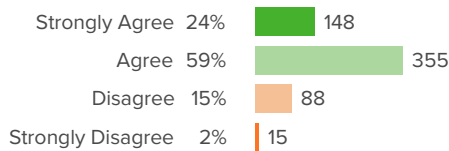
▲ **8** from last survey Favorable: **61%**

**Q.8: In this class, students are asked to teach other classmates a part or whole lesson.**



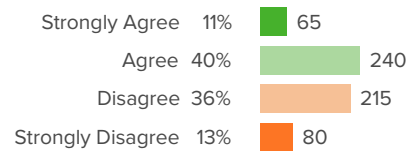
▲ **7** from last survey Favorable: **49%**

**Q.9: I can show my learning in many ways (e.g., writing, graphs, pictures) in this class.**



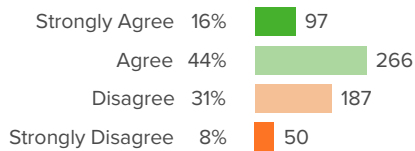
▲ **2** from last survey Favorable: **83%**

**Q.10: In this class, students are allowed to work on assignments that interest them personally.**



▲ **4** from last survey Favorable: **51%**

**Q.11: In this class, I can decide how to show my knowledge (e.g. write a paper, prepare a presentation, make a video).**



▲ **8** from last survey Favorable: **61%**

## II.B: Learning Environment

Your average

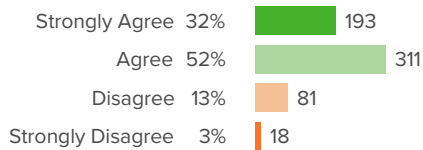
**73%**

Change

**▲ 2**

How did students respond?

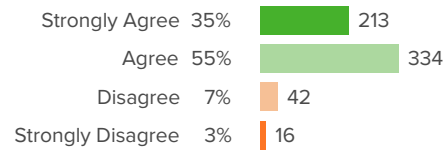
**Q.1: My teacher demonstrates that mistakes are a part of learning.**



▲ 2 from last survey

Favorable: **84%**

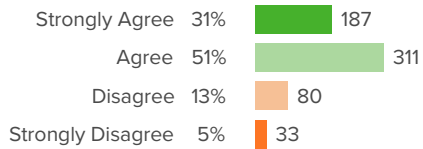
**Q.2: My teacher believes in my ability.**



0 from last survey

Favorable: **90%**

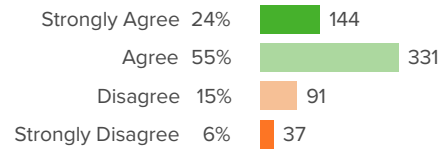
**Q.3: In discussing my work, my teacher uses a positive tone even if my work needs improvement.**



0 from last survey

Favorable: **82%**

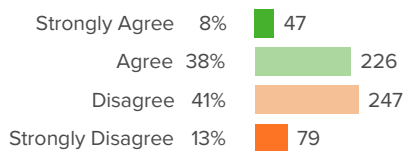
**Q.4: In my class, my teacher is interested in my well-being beyond just my class work.**



0 from last survey

Favorable: **79%**

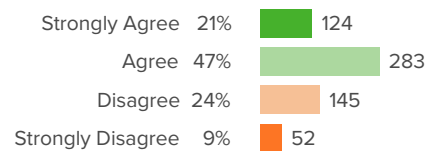
**Q.5: In this class, students are responsible for each other's success.**



▲ 4 from last survey

Favorable: **46%**

**Q.6: My teacher's passion for his/her subject makes me want to learn more.**



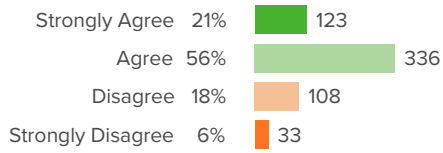
0 from last survey

Favorable: **67%**



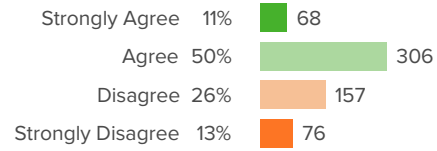


**Q.7: In this class, students work together to help each other learn difficult content.**



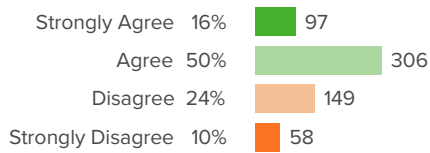
▲ **3** from last survey Favorable: **77%**

**Q.8: Our class stays on task and does not waste time.**



▲ **2** from last survey Favorable: **62%**

**Q.9: Student behavior does NOT interfere with my learning.**



▲ **3** from last survey Favorable: **66%**

## II.C: Cultural Proficiency

Your average

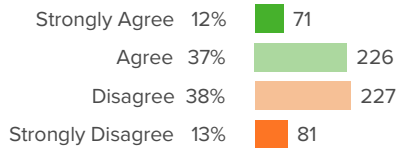
**73%**

Change

**▲ 2**

How did students respond?

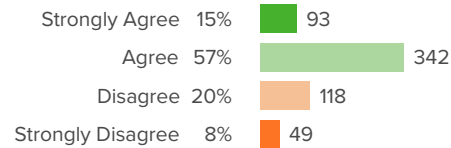
**Q.1: Students help decide the rules for how students should behave in this class.**



▲ 4 from last survey

Favorable: **49%**

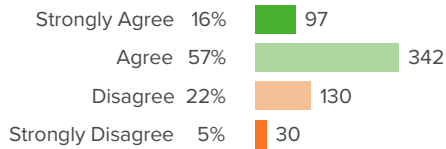
**Q.2: In this class, other students take the time to listen to my ideas.**



▼ 1 from last survey

Favorable: **72%**

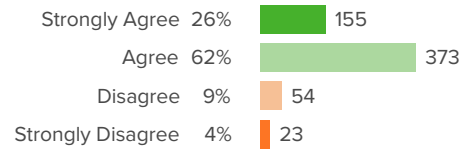
**Q.3: My teacher helps us identify our strengths and shows us how to use them to help us learn.**



▲ 4 from last survey

Favorable: **73%**

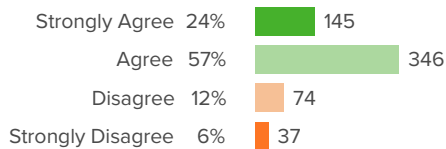
**Q.4: My teacher encourages us to accept different points of view when they are expressed in class.**



▲ 2 from last survey

Favorable: **87%**

**Q.5: The teacher and students respect each other in this class.**



0 from last survey

Favorable: **82%**

## II.D: Expectations

Your average

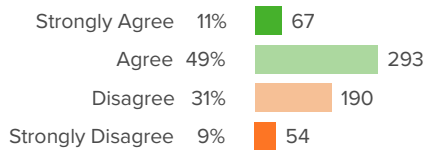
**76%**

Change

**▲ 0**

How did students respond?

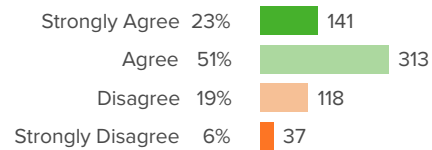
**Q.1: Students push each other to do better work in this class.**



▲ 1 from last survey

Favorable: **60%**

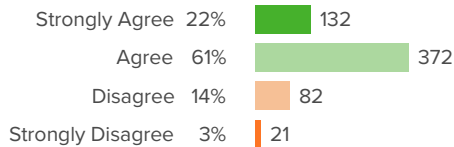
**Q.2: Examples of excellent work are provided by my teacher so I understand what is expected of me.**



▲ 5 from last survey

Favorable: **75%**

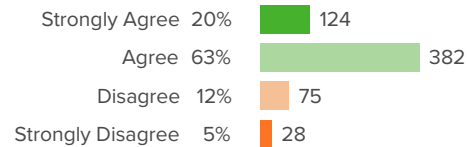
**Q.3: When asked, I can explain what I am learning and why.**



▼ 1 from last survey

Favorable: **83%**

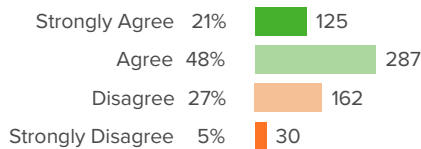
**Q.4: The work in this class is challenging but not too difficult for me.**



0 from last survey

Favorable: **83%**

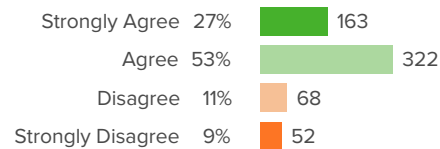
**Q.5: The level of my work in this class goes beyond what I thought I was able to do.**



▼ 4 from last survey

Favorable: **68%**

**Q.6: The homework assignments add to my understanding of what we are doing in class.**

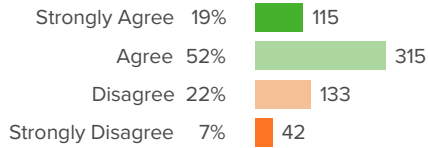


▼ 4 from last survey

Favorable: **80%**

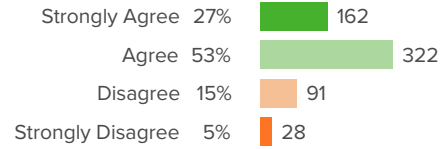


**Q.7: During a lesson, my teacher is quick to change how he or she teaches if the class does not understand (e.g., switch from using written explanations to using diagrams).**



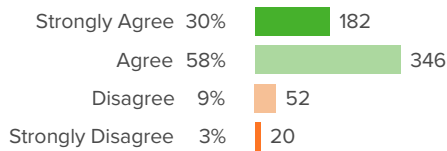
▲ 2 from last survey Favorable: **71%**

**Q.8: My teacher uses a variety of ways to help all students learn (e.g., draw pictures; talk out loud; use slides; write on board; play games).**



▲ 3 from last survey Favorable: **80%**

**Q.9: My teacher believes that hard work, not ability, will ensure our success.**



0 from last survey Favorable: **88%**



## Other questions

How did students respond? \_\_\_\_\_

**Q.1: What is your gender? (Skip if you prefer not to answer.)**

