

# LINCOLN SCHOOL COMMUNITY SURVEYS

## PRELIMINARY RESULTS

May 21, 2015

### RESPONSE RATE

Count of all responses:

	STARTED SURVEY	COMPLETED SURVEY
Smith	196	165
Brooks	115	99
HPS	66	52
HMS	50	48
TOTAL	427	364

Family count by school:

Smith	189
Brooks	181
HPS	218
HMS	181
TOTAL	769

Response rate, by number of families:

	BY STARTED SURVEY	BY COMPLETED SURVEY
Smith	104%	87%
Brooks	64%	55%
HPS	30%	24%
HMS	28%	27%
TOTAL	56%	47%

Notes on response rates:

The Smith and Brooks response rates at 87% and 55% respectively, are good.

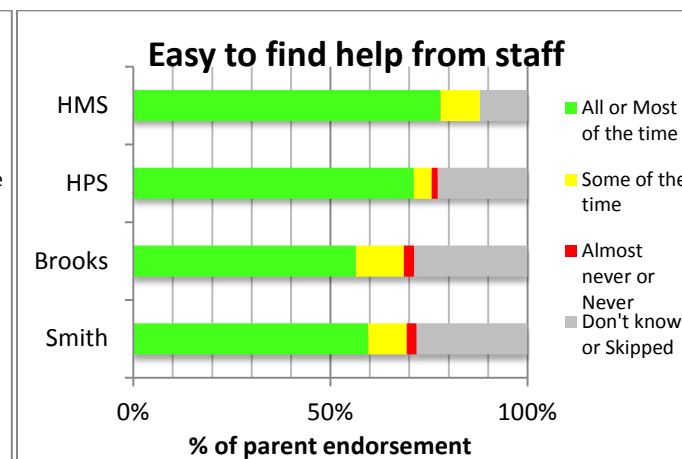
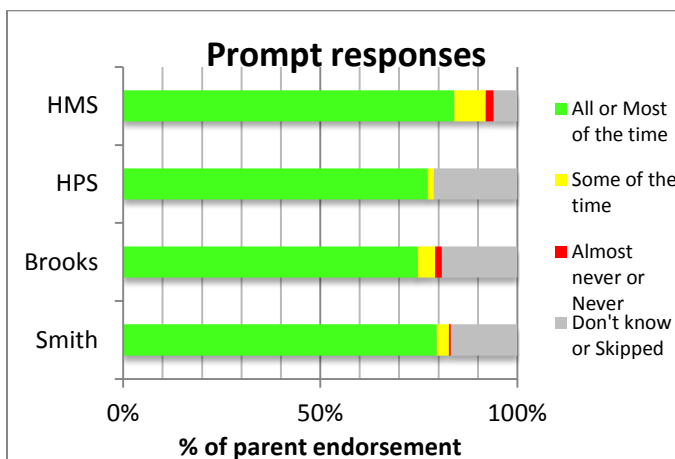
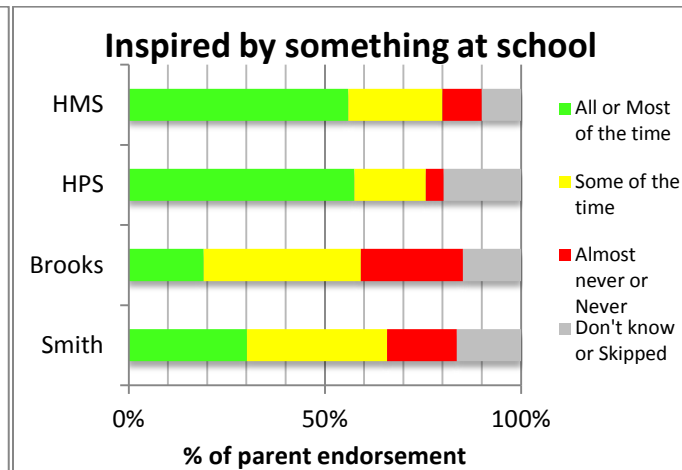
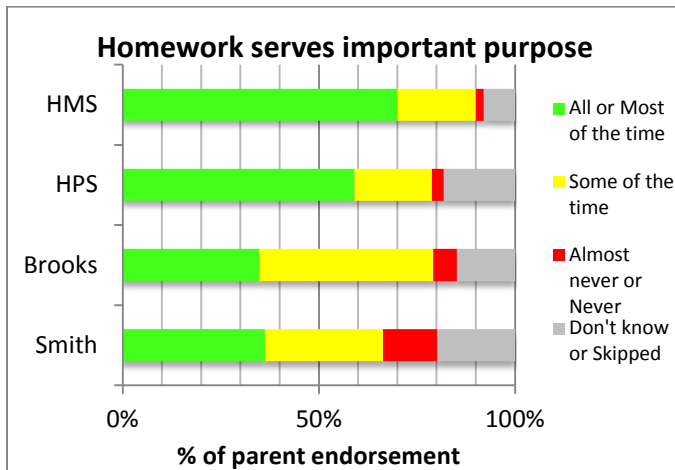
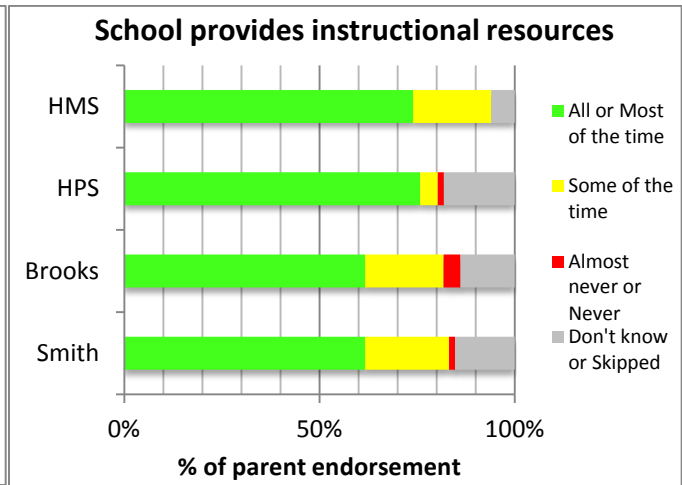
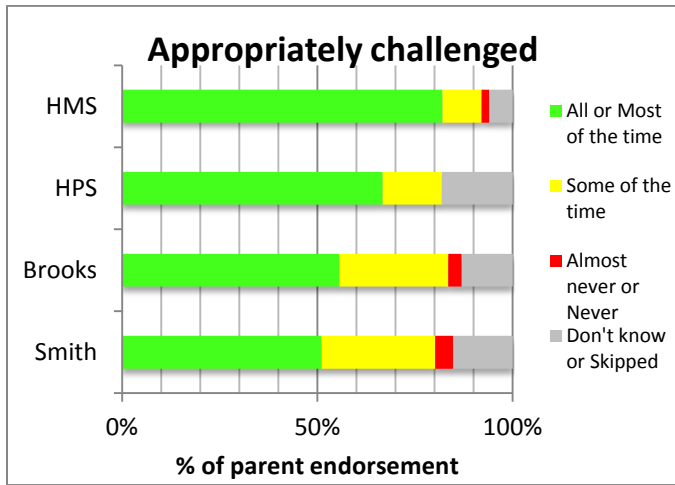
The HPS and HMS response rates are under 30%, which is low. Caution should be used interpreting results.

Caution should also be used when comparing Smith/Brooks to HPS/HMS. Combining all Lincoln school district data is not recommended due to the large differences in response rates.

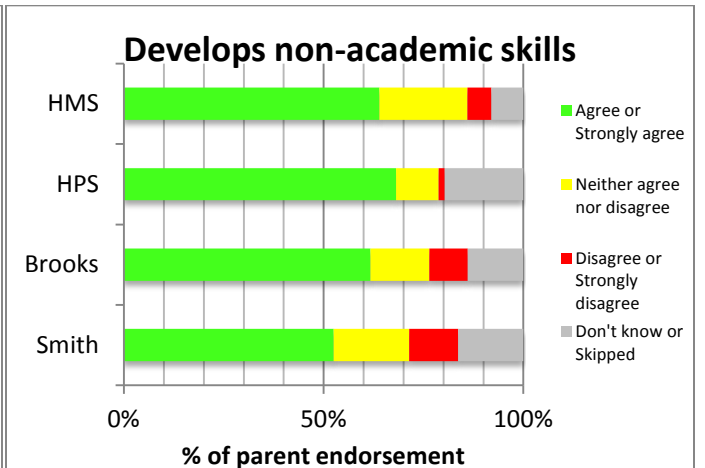
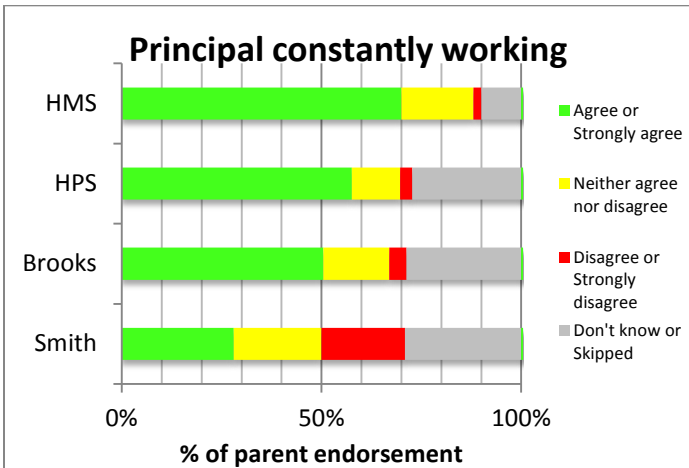
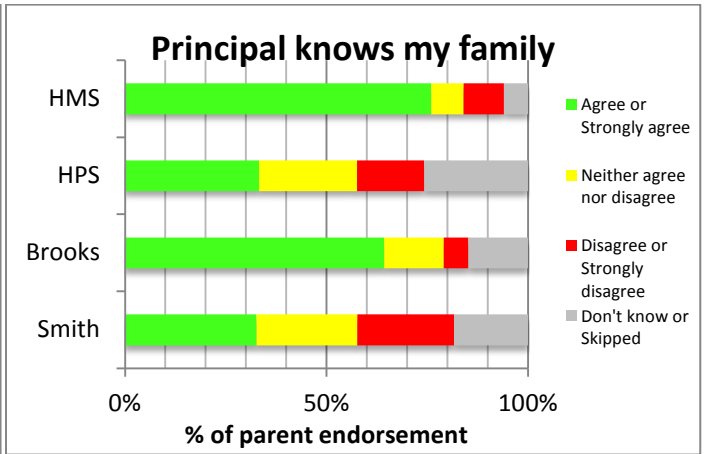
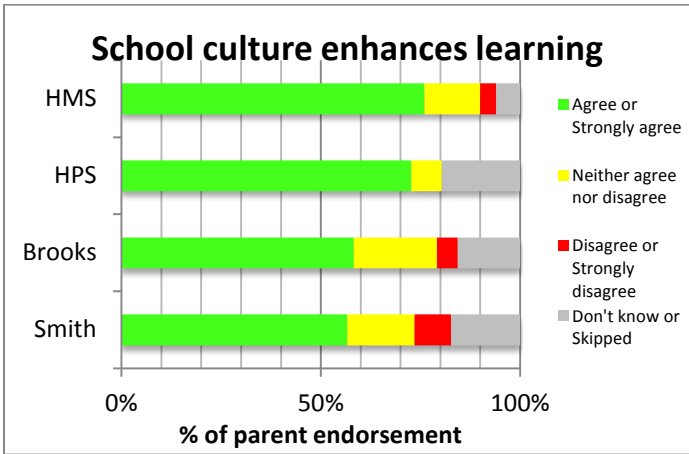
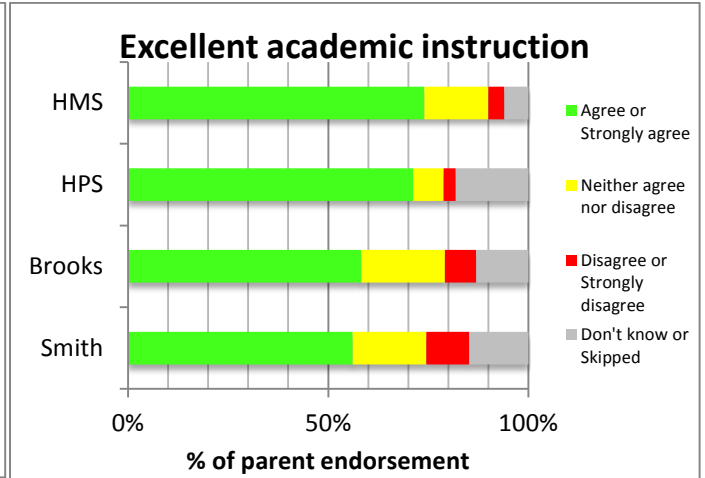
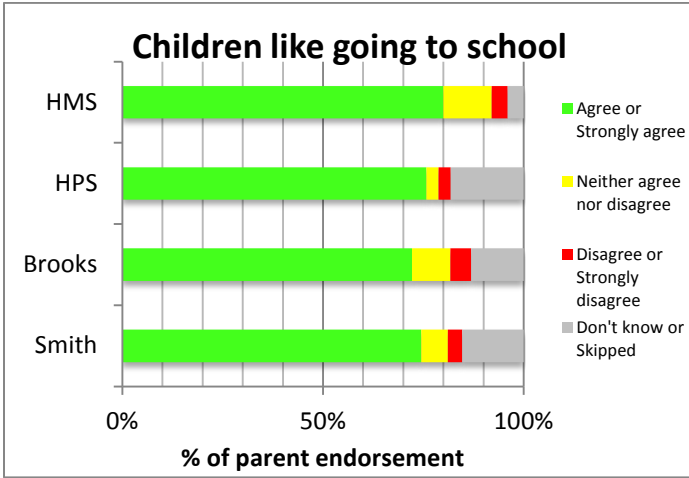
Notes on representativeness:

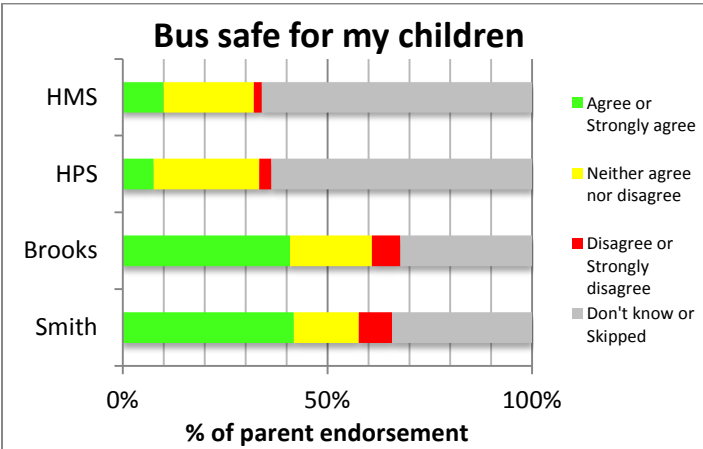
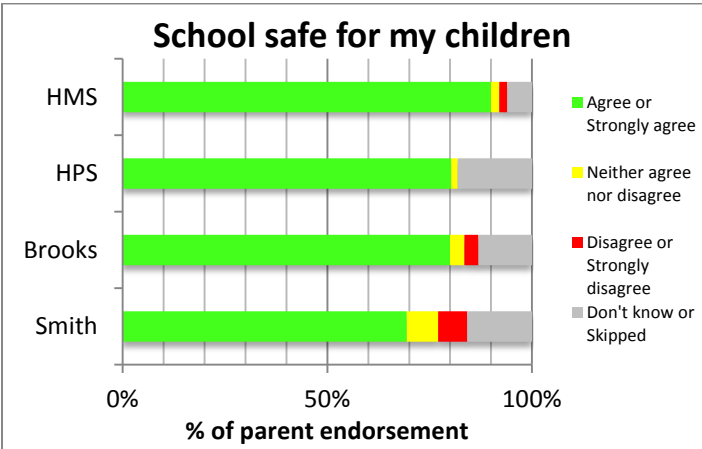
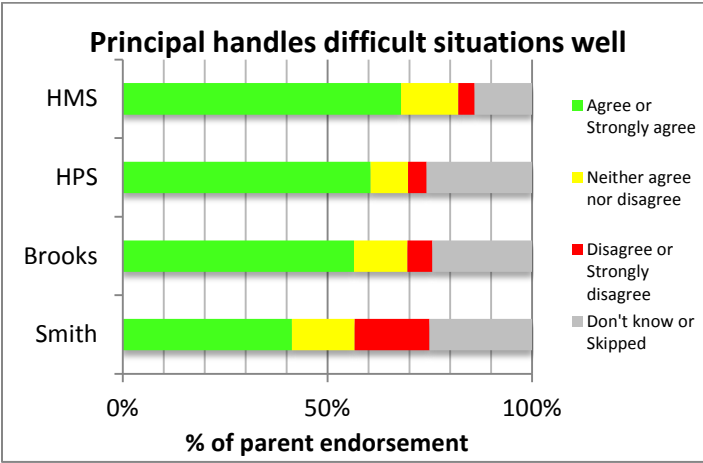
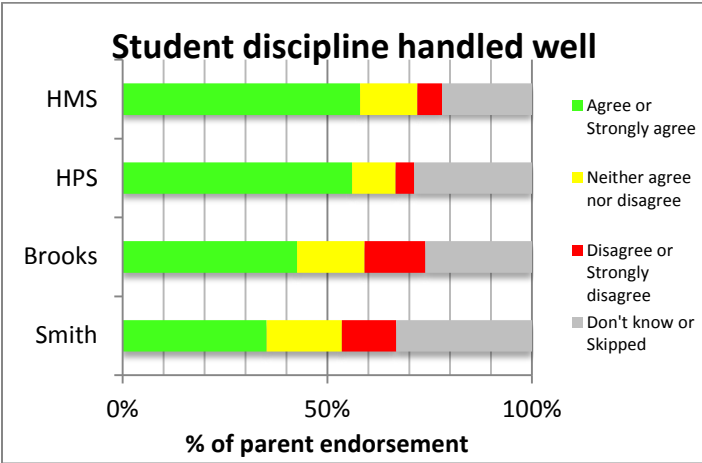
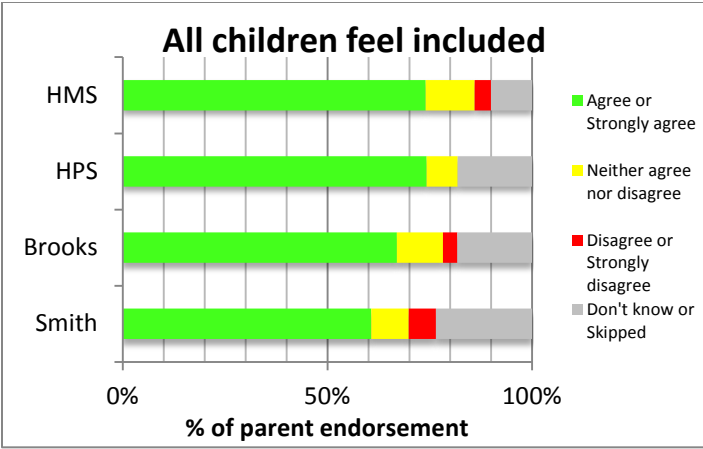
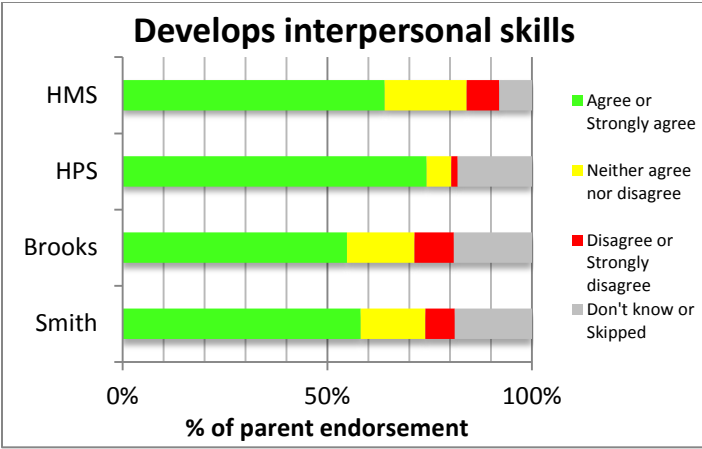
Results should not be assumed to be representative of the entire community. Selection and nonresponse bias, especially in the Hanscom population, are limitations.

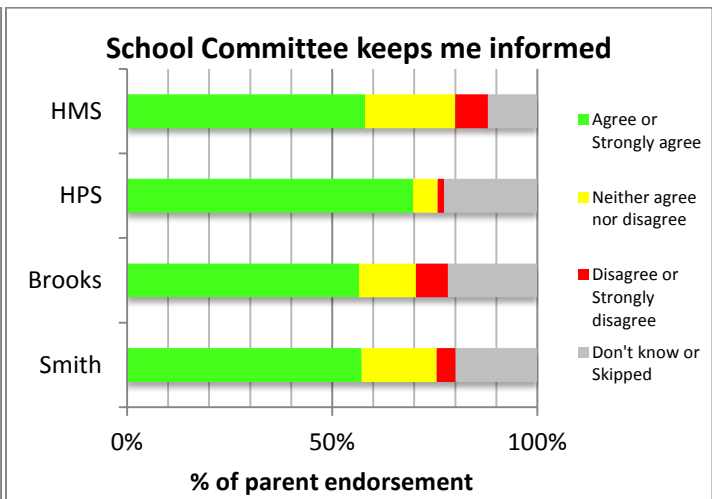
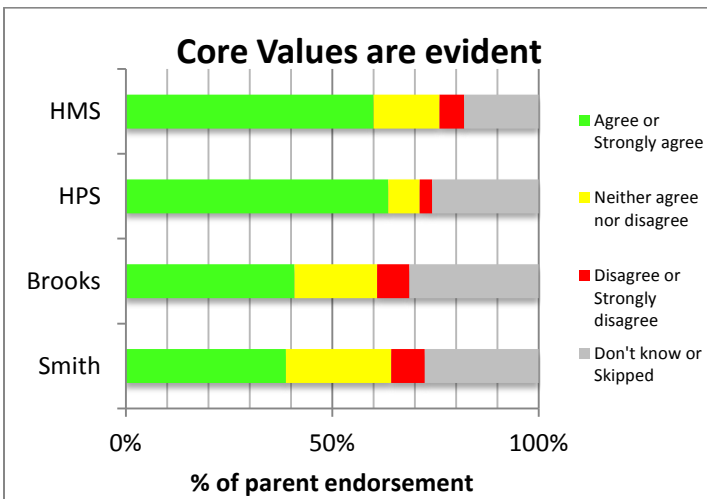
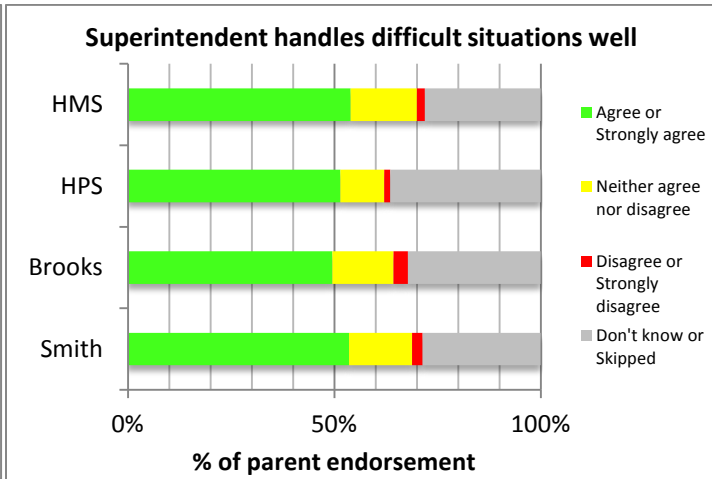
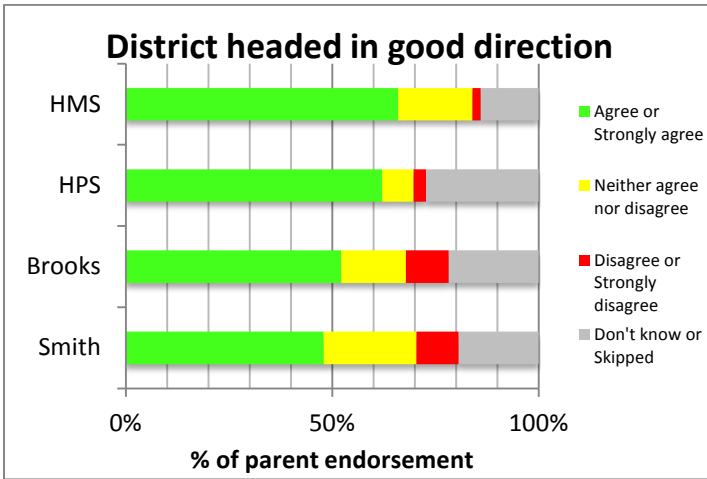
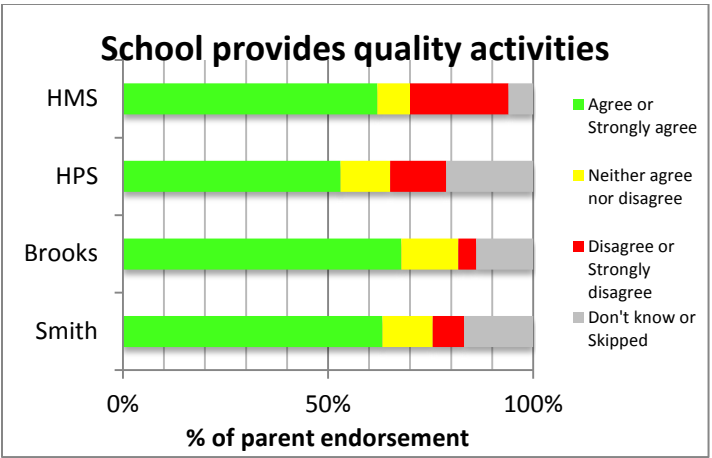
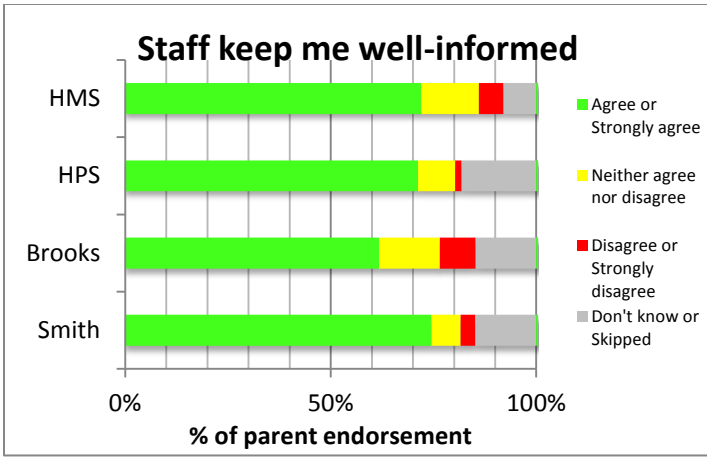
# How much of the time...



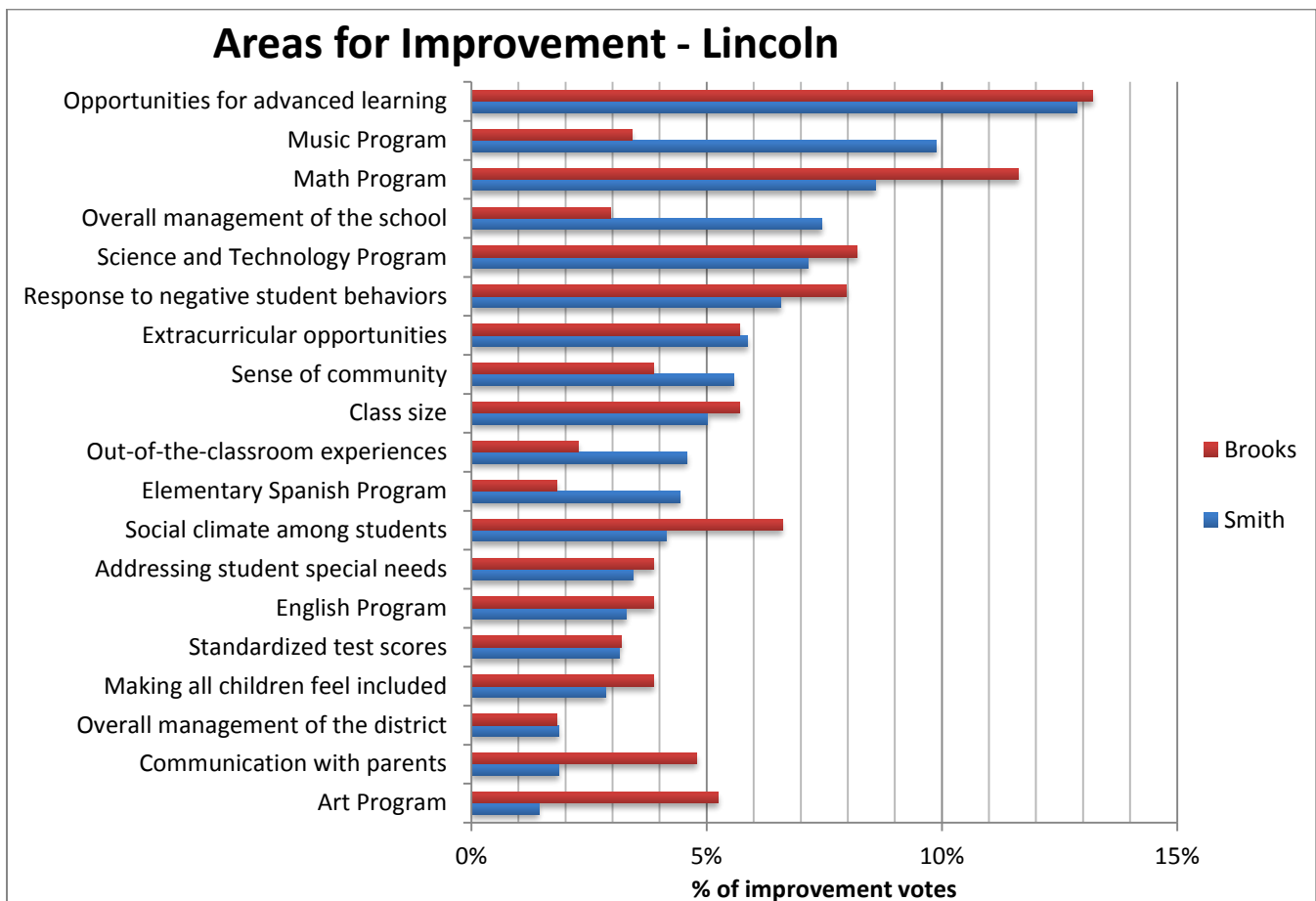
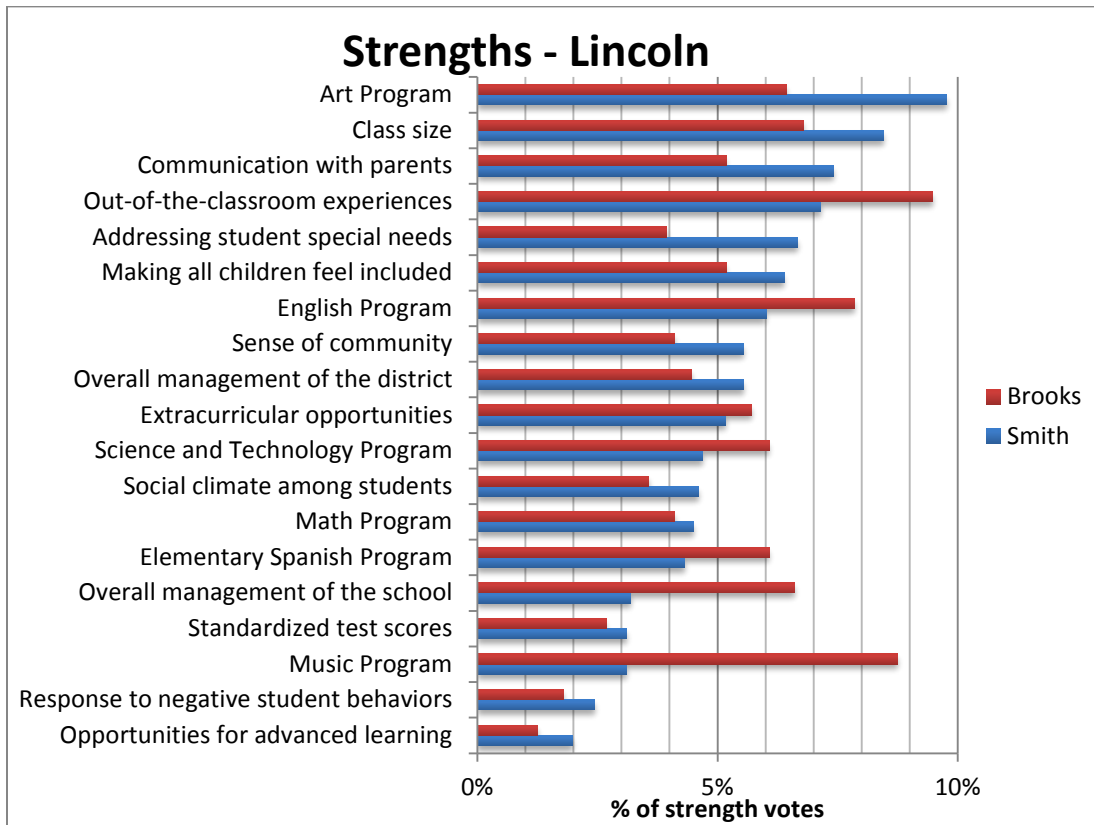
# How strongly do you agree with the following statements?



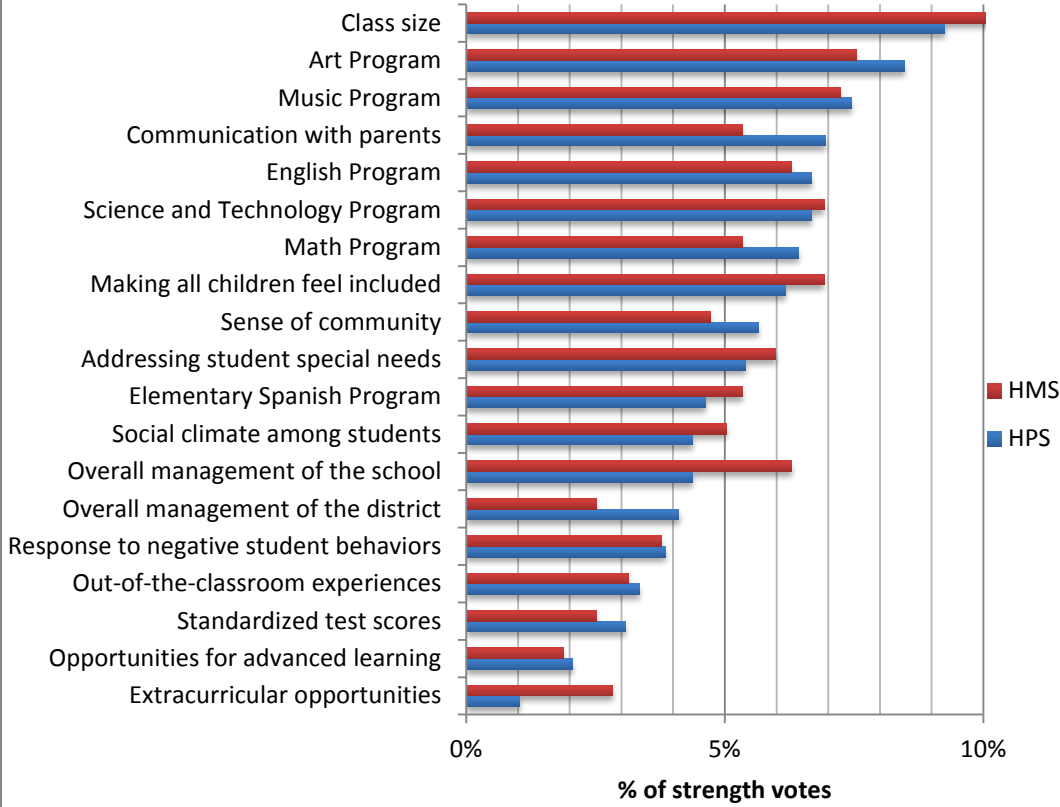




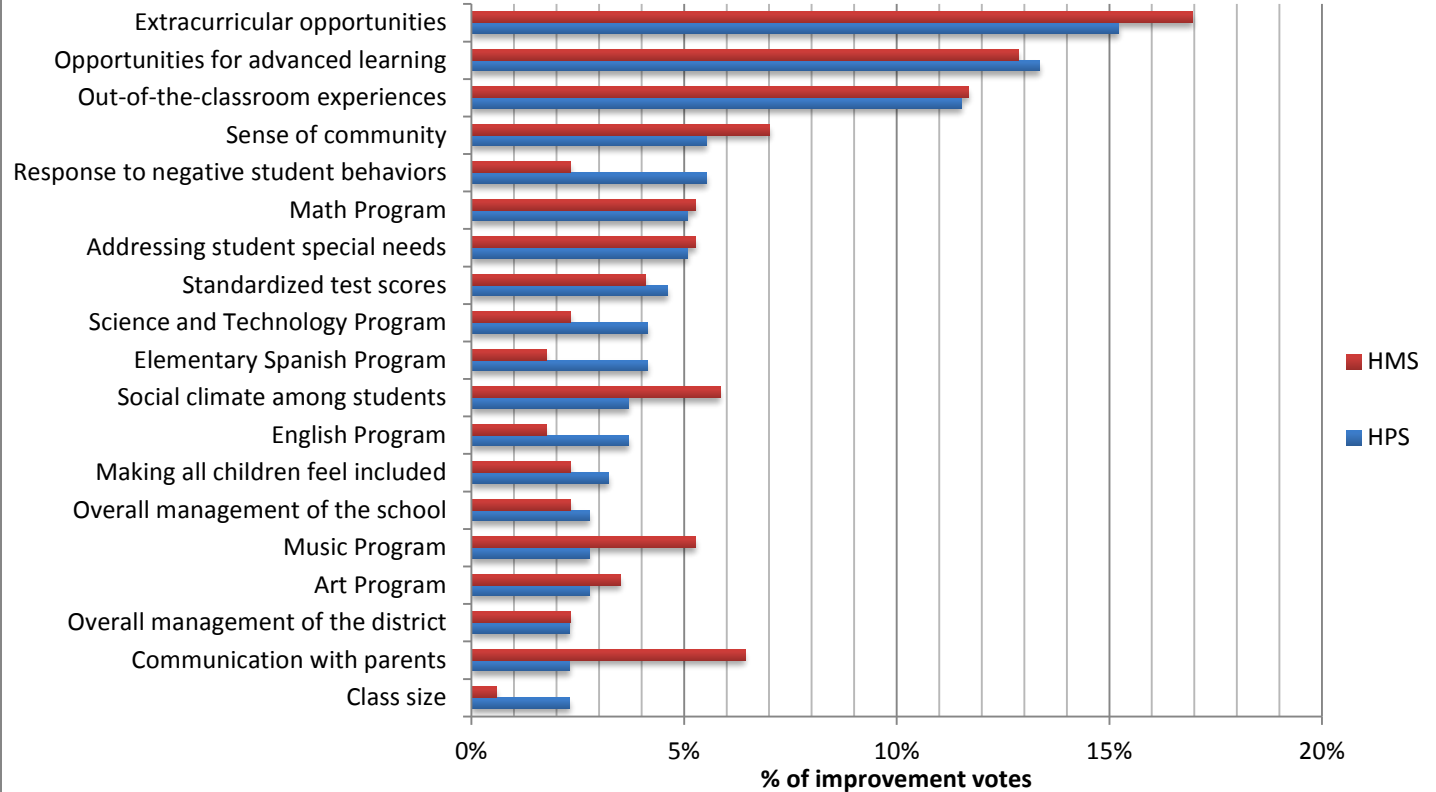
**Choose up to five strengths and five areas to improve at this school.**



## Strengths - Hanscom



## Areas for Improvement - Hanscom



# Lincoln Public Schools Community Surveys Preliminary Results Summary – Qualitative

by School (Excluding Lincoln Preschool)

May 21, 2015

## Smith School

Total comments received: 249  
Total tallies: 194

S t r e n g t h s		Instances of Comments
1	Teaching staff = "amazing" / "helpful" / "committed" / "responsive" / "caring."	16
2	Art Program = "fantastic" / a "huge plus."	8

C h a l l e n g e s		Instances of Comments
1	Increased "enriching" / "inspiring" / "creative" instruction and learning / more project-based learning.	22
2	Addressing concerns raised / "lack of action" / "wait and see" / "no follow-up."	22
2	Lack of communication / connection / community – school needs better feedback loop with parents.	21
3	Music Program needs improvement.	18
4	Lack of differentiation – need more challenge for students at the top	16
5	Teaching staff = "hit or miss" / "varied" / "every year is a gamble."	14



## Brooks School

Total comments received: 161  
Total tallies: 203

S t r e n g t h s		Instances of Comments
1	Speed & quality of response to parents by principal/staff	9
1	“Excellent” group of leaders/teachers/staff—“high, high level of respect” for “administrators in sync” / “Superintendent leads with energy & commitment” and “is on the right track.”	9
3	Principal = “approachable” /straight forward” /”helpful” /”caring” /”knows students well.”	6
4	“Amazing” /”fantastic” /”outstanding” musical and drama experiences.	5

C h a l l e n g e s		Instances of Comments
1	Teaching staff = “mixed bag” /”varies” /”uneven” /”Brooks has a much wider range of capabilities and motivation in its teaching staff than Smith.”	22
2	Lack of differentiation – need more challenge for students at the top /”level of teaching could be higher.”	17
3	Increased “inspired” /”exciting” /”creative” instruction and learning /more project-based learning /”wish we were better than we are.”	14
4	Math Program needs improvement; Lincoln students need to “catch up” at LS.	13
5	Lack of communication/engagement/community. School needs better feedback loop with parents.	12

## Hanscom Primary School

Total comments received: 30  
Total tallies: 41

Strengths		Instances of Comments
1	"Confidence in the school system" / school is wonderful" / teachers and staff "exceed expectations."	11

Challenges		Instances of Comments
1	Lack of connection with principal and staff / lack of community / staff "not nice to parents."	6
2	Teaching Staff = "mixed bag" / "misaligned expectations" regarding transfer students.	5

## Hanscom Middle School

Total comments received: 45  
Total tallies: 47

Strengths		Instances of Comments
1	School = "outstanding" / "best experience we have ever had."	7
2	Teaching staff = "excellent" / "awesome."	4
3	Principal = "present" / "smiling" / "amazing" / "available" / "best ...have ever experienced."	3

Challenges		Instances of Comments
1	Lack of communication/involvement with parents.	7
2	Staff (teaching and office) = "not friendly" / "not welcoming" / "unapproachable" / "uncaring."	6
2	Lack of after-school activities and sports.	6
2	"Too heavy a "reliance" on ("dated") technology (especially for homework) and VHS issues (including not enough student support).	6

# Smith School Community Survey - Spring 2015 - Results

1. How many of your children are currently attending this school?		
Answer Options	Response Percent	Response Count
1	66.3%	130
2	30.6%	60
3 or more	3.1%	6
<i>answered question</i>		196
<i>skipped question</i>		0

2. What grades are your children currently in? (Select all that apply.)		
Answer Options	Response Percent	Response Count
K	26.0%	51
1	31.1%	61
2	21.9%	43
3	29.1%	57
4	22.4%	44
<i>answered question</i>		196
<i>skipped question</i>		0

3. How many years has your OLDEST child attended this school?		
Answer Options	Response Percent	Response Count
Less than 1 year	15.4%	30
1-2 years	29.7%	58
3-4 years	31.8%	62
5 years	23.1%	45
<i>answered question</i>		195
<i>skipped question</i>		1

#### 4. What gender are your children?

Answer Options	Response Percent	Response Count
Male(s) only	34.4%	66
Female(s) only	44.8%	86
I have both male and female children attending this school.	20.8%	40
<i>answered question</i>		<b>192</b>
<i>skipped question</i>		<b>4</b>

#### 5. How would you identify the race/ethnicity of your children who attend this school? (Select all that apply.)

Answer Options	Response Percent	Response Count
African American (not Hispanic)	7.0%	13
American Indian or Alaska Native	2.1%	4
Asian or Asian American	10.2%	19
Hispanic or Latino/Latina	4.8%	9
Pacific Islander	0.5%	1
White or Caucasian	81.8%	153
Other	4.8%	9
Comment:		5
<i>answered question</i>		<b>187</b>
<i>skipped question</i>		<b>9</b>

#### 6. Where do your children live?

Answer Options	Response Percent	Response Count
Lincoln	86.1%	167
Boston	7.7%	15
Dual residence in Lincoln and another town	1.0%	2
Other	5.2%	10
<i>answered question</i>		<b>194</b>
<i>skipped question</i>		<b>2</b>

**7. Have you ever raised a concern about a child of yours to.....**

Answer Options	Yes	No	Response Count
a teacher or teachers at this school?	142	24	166
the principal?	76	78	154
the superintendent?	19	125	144
other staff at this school (i.e., social worker, nurse)?	71	77	148
	<i>answered question</i>		<b>166</b>
	<i>skipped question</i>		<b>30</b>

**8. Please tell us overall how the school addressed the concerns you raised. (If you raised concerns more than once, think about all those experiences and choose the answer that best reflects your experiences overall.)**

Answer Options	Response Percent	Response Count
I was satisfied with the process to address my concerns, and	58.0%	94
I was satisfied with the process to address my concerns, but I	8.6%	14
I was dissatisfied with the process to address my concerns,	8.6%	14
I was dissatisfied with the process to address my concerns,	12.3%	20
I have never raised a question about a child of mine at this	12.3%	20
Comments:		38
	<i>answered question</i>	<b>162</b>
	<i>skipped question</i>	<b>34</b>

**9. How much confidence do you have in....**

Answer Options	A lot	Some	A little	None	Unsure	Response Count
the School Committee?	53	66	14	6	26	165
the superintendent?	74	59	3	3	25	164
the principal at this school?	50	52	31	22	11	166
the teachers at this school?	95	64	5	0	2	166
Comments:						41
	<i>answered question</i>					<b>167</b>
	<i>skipped question</i>					<b>29</b>

**10. How much of the time.....(Please consider all your family's experiences at this school when answering the following questions.)**

Answer Options	All of the Time	Most of the Time	Some of the Time	Almost Never	Never	Don't Know	Response Count
a. are your children appropriately challenged at this school?	19	81	57	6	3	0	166
b. does the school provide the instructional resources your	34	87	42	2	1	0	166
c. does your children's homework serve an important	26	45	59	23	4	9	166
d. are your children motivated to explore a topic outside the	20	39	70	33	2	2	166
e. do you receive prompt responses to your phone calls,	99	57	6	1	0	2	165
f. is it easy for your children to find help from a staff member	47	70	19	4	1	24	165
Comments:							31
						<i>answered question</i>	<b>166</b>
						<i>skipped question</i>	<b>30</b>

**11. How strongly do you agree with the following statements? (Please consider all your family's experiences at this school when answering the following questions.)**

Answer Options	Strongly Agree	Agree	Neither Agree Nor Disagree	Disagree	Strongly Disagree	Don't Know	Response Count
a. My children like going to this school.	65	81	13	5	2	0	166
b. The academic instruction at this school is excellent.	44	66	36	18	3	0	167
c. The school culture enhances learning.	38	73	33	14	4	5	167
d. The principal has gotten to know me and my children at	28	36	49	33	14	5	165
e. The principal is constantly working to improve this school.	18	37	43	27	14	26	165
f. This school is strong at helping students develop important	26	77	37	18	6	2	166
g. Staff at this school help students develop their	37	77	31	10	4	7	166
h. Staff at this school make all children feel included,	48	71	18	8	5	17	167
i. Student discipline is handled well in this school.	17	52	36	19	7	33	164
j. I trust the principal's ability to handle difficult situations well.	33	48	30	17	19	18	165
k. This school is a safe place for my children.	54	82	15	11	3	1	166
l. The bus is a safe place for my children.	25	57	31	13	3	35	164
m. Staff at this school keep me well-informed about school	56	90	14	6	1	0	167
n. This school provides quality activities that meet my	42	82	24	11	4	3	166
o. The Lincoln school district is headed in a good direction.	28	66	44	13	7	7	165
p. I trust the superintendent's ability to handle difficult	41	64	30	3	2	25	165
q. The Core Values and direction set by the superintendent	25	51	50	11	5	22	164
r. The School Committee keeps me informed of important	38	74	36	5	4	8	165
Comments:							32
						<i>answered question</i>	<b>167</b>
						<i>skipped question</i>	<b>29</b>

12. How do you feel about building security when school is in session?		
Answer Options	Response Percent	Response Count
All school doors should be locked when school is in session,	31.5%	51
One main door should be unlocked for visitors, and all other	54.3%	88
The main door and any other doors the children need to pass	9.3%	15
There should be no lock requirement for any door, and	1.2%	2
Undecided	3.7%	6
Comments:		27
<i>answered question</i>		<b>162</b>
<i>skipped question</i>		<b>34</b>

13. How do you feel about standardized testing (e.g., MCAS) at this school?		
Answer Options	Response Percent	Response Count
This school should spend more time and resources on	1.8%	3
This school spends the right amount of time and resources on	33.1%	55
This school should spend less time and resources on	44.0%	73
Undecided	21.1%	35
Comments:		38
<i>answered question</i>		<b>166</b>
<i>skipped question</i>		<b>30</b>

14. Based on your experience, among the students of this school, how much of a problem is ....						
Answer Options	Not a Problem	Small Problem	Somewhat a Problem	Large Problem	Don't Know	Response Count
a. in-person harassment or bullying?	31	66	35	9	25	166
b. online harassment or bullying?	65	4	3	1	91	164
c. strong social cliques?	26	54	32	15	39	166
d. racial/ethnic conflict?	67	17	11	4	66	165
e. physical fighting?	78	26	8	3	51	166
Comments:						16
					<i>answered question</i>	<b>166</b>
					<i>skipped question</i>	<b>30</b>



15. Choose up to five (5) strengths and five (5) areas to improve at this school.

Answer Options	Strength	Area for Improvement	Response Count
a. Math Program	48	60	108
b. English Program	64	23	87
c. Art Program	104	10	114
d. Music Program	33	69	102
e. Science and Technology Program	50	50	100
f. Elementary Spanish Program	46	31	77
g. Standardized test scores	33	22	55
h. Extracurricular opportunities (i.e., sports, clubs)	55	41	96
i. Opportunities for advanced learning	21	90	111
j. Addressing the special needs of students	71	24	95
k. Making all children feel included, regardless of	68	20	88
l. Sense of community among families, faculty, and	59	39	98
m. Communication with parents	79	13	92
n. Social climate among students	49	29	78
o. Overall management of the school by the principal	34	52	86
p. Overall management of the district by the superintendent	59	13	72
q. Response to negative student behaviors	26	46	72
r. Class size	90	35	125
s. Out-of-the-classroom experiences (i.e., field trips,	76	32	108
Comments:			36
		<i>answered question</i>	<b>165</b>
		<i>skipped question</i>	<b>31</b>

16. Is there anything else you would like to tell us about your family's experience at this school?

Answer Options	Response Count
	55
<i>answered question</i>	<b>55</b>
<i>skipped question</i>	<b>141</b>

# Brooks School Community Survey - Spring 2015 - Results

**1. How many of your children are currently attending this school?**

Answer Options	Response Percent	Response Count
1	82.3%	93
2	17.7%	20
3 or more	0.0%	0
<i>answered question</i>		<b>113</b>
<i>skipped question</i>		<b>2</b>

**2. What grades are your children currently in? (Select all that apply.)**

Answer Options	Response Percent	Response Count
5	40.2%	45
6	31.3%	35
7	25.9%	29
8	17.0%	19
<i>answered question</i>		<b>112</b>
<i>skipped question</i>		<b>3</b>

**3. How many years has your OLDEST child attended this school?**

Answer Options	Response Percent	Response Count
Less than 1 year	26.5%	30
1-2 years	20.4%	23
3-4 years	53.1%	60
<i>answered question</i>		<b>113</b>
<i>skipped question</i>		<b>2</b>

#### 4. What gender are your children?

Answer Options	Response Percent	Response Count
Male(s) only	43.4%	49
Female(s) only	43.4%	49
I have both male and female children attending this school.	13.3%	15
<i>answered question</i>		<b>113</b>
<i>skipped question</i>		<b>2</b>

#### 5. How would you identify the race/ethnicity of your children who attend this school? (Select all that apply.)

Answer Options	Response Percent	Response Count
African American (not Hispanic)	7.3%	8
American Indian or Alaska Native	0.0%	0
Asian or Asian American	10.9%	12
Hispanic or Latino/Latina	1.8%	2
Pacific Islander	0.0%	0
White or Caucasian	80.9%	89
Other	6.4%	7
Comment:		5
<i>answered question</i>		<b>110</b>
<i>skipped question</i>		<b>5</b>

#### 6. Where do your children live?

Answer Options	Response Percent	Response Count
Lincoln	86.7%	98
Boston	8.8%	10
Dual residence in Lincoln and another town	1.8%	2
Other	2.7%	3
<i>answered question</i>		<b>113</b>
<i>skipped question</i>		<b>2</b>

**7. Have you ever raised a concern about a child of yours to.....**

Answer Options	Yes	No	Response Count
a teacher or teachers at this school?	78	22	100
the principal?	54	41	95
the superintendent?	5	81	86
other staff at this school (i.e., social worker, nurse)?	38	54	92
	<i>answered question</i>		<b>101</b>
	<i>skipped question</i>		<b>14</b>

**8. Please tell us overall how the school addressed the concerns you raised. (If you raised concerns more than once, think about all those experiences and choose the answer that best reflects your experiences overall.)**

Answer Options	Response Percent	Response Count
I was satisfied with the process to address my concerns, and	55.4%	51
I was satisfied with the process to address my concerns, but I	16.3%	15
was dissatisfied with the process to address my concerns,	1.1%	1
I was dissatisfied with the process to address my concerns,	7.6%	7
I have never raised a question about a child of mine at this	19.6%	18
Comments:		19
	<i>answered question</i>	<b>92</b>
	<i>skipped question</i>	<b>23</b>

**9. How much confidence do you have in....**

Answer Options	A lot	Some	A little	None	Unsure	Response Count
the School Committee?	31	36	14	4	15	100
the superintendent?	39	35	6	2	18	100
the principal at this school?	43	44	8	2	3	100
the teachers at this school?	49	42	5	2	2	100
Comments:						27
	<i>answered question</i>					<b>100</b>
	<i>skipped question</i>					<b>15</b>

10. How much of the time.....(Please consider all your family's experiences at this school when answering the following questions.)

Answer Options	All of the Time	Most of the Time	Some of the Time	Almost Never	Never	Don't Know	Response Count
a. are your children appropriately challenged at this school?	15	49	32	4	0	0	100
b. does the school provide the instructional resources your	18	53	23	4	1	1	100
c. does your children's homework serve an important	13	27	51	6	1	0	98
d. are your children motivated to explore a topic outside the	8	14	46	27	3	2	100
e. do you receive prompt responses to your phone calls,	48	38	5	2	0	5	98
f. is it easy for your children to find help from a staff member	24	41	14	3	0	17	99
Comments:							22
						<i>answered question</i>	100
						<i>skipped question</i>	15

11. How strongly do you agree with the following statements? (Please consider all your family's experiences at this school when answering the following questions.)

Answer Options	Strongly Agree	Agree	Neither Agree Nor Disagree	Disagree	Strongly Disagree	Don't Know	Response Count
a. My children like going to this school.	37	46	11	5	1	0	100
b. The academic instruction at this school is excellent.	18	49	24	6	3	0	100
c. The school culture enhances learning.	19	48	24	3	3	2	99
d. The principal has gotten to know me and my children at	28	46	17	5	2	1	99
e. The principal is constantly working to improve this school.	24	34	19	2	3	16	98
f. This school is strong at helping students develop important	19	52	17	8	3	0	99
g. Staff at this school help students develop their	18	45	19	9	2	7	100
h. Staff at this school make all children feel included,	27	50	13	2	2	5	99
i. Student discipline is handled well in this school.	9	40	19	14	3	15	100
j. I trust the principal's ability to handle difficult situations well.	26	39	15	5	2	12	99
k. This school is a safe place for my children.	37	55	4	4	0	0	100
l. The bus is a safe place for my children.	17	30	23	8	0	19	97
m. Staff at this school keep me well-informed about school	25	46	17	10	0	1	99
n. This school provides quality activities that meet my	28	50	16	5	0	0	99
o. The Lincoln school district is headed in a good direction.	15	45	18	6	6	8	98
p. I trust the superintendent's ability to handle difficult	27	30	17	2	2	21	99
q. The Core Values and direction set by the superintendent	18	29	23	6	3	21	100
r. The School Committee keeps me informed of important	22	43	16	6	3	9	99
Comments:							21
						<i>answered question</i>	100
						<i>skipped question</i>	15

**12. How do you feel about building security when school is in session?**

Answer Options	Response Percent	Response Count
All school doors should be locked when school is in session,	22.2%	22
One main door should be unlocked for visitors, and all other	58.6%	58
The main door and any other doors the children need to pass	9.1%	9
There should be no lock requirement for any door, and	0.0%	0
Undecided	10.1%	10
Comments:		19
<i>answered question</i>		<b>99</b>
<i>skipped question</i>		<b>16</b>

**13. How do you feel about standardized testing (e.g., MCAS) at this school?**

Answer Options	Response Percent	Response Count
This school should spend more time and resources on	7.0%	7
This school spends the right amount of time and resources on	37.0%	37
This school should spend less time and resources on	49.0%	49
Undecided	7.0%	7
Comments:		23
<i>answered question</i>		<b>100</b>
<i>skipped question</i>		<b>15</b>

**14. Based on your experience, among the students of this school, how much of a problem is ....**

Answer Options	Not a Problem	Small Problem	Somewhat a Problem	Large Problem	Don't Know	Response Count
a. in-person harassment or bullying?	19	39	28	5	9	100
b. online harassment or bullying?	31	19	7	2	41	100
c. strong social cliques?	15	26	28	22	9	100
d. racial/ethnic conflict?	42	13	14	1	29	99
e. physical fighting?	56	16	2	0	25	99
f. tobacco use?	62	2	1	0	34	99
g. drinking or drug use?	56	3	1	0	39	99
h. sexual activity?	54	4	2	0	39	99
Comments:						13
<i>answered question</i>						<b>100</b>
<i>skipped question</i>						<b>15</b>

15. Choose up to five (5) strengths and five (5) areas to improve at this school.

Answer Options	Strength	Area for Improvement	Response Count
a. Math Program	23	51	74
b. English Program	44	17	61
c. Art Program	36	23	59
d. Music Program	49	15	64
e. Science and Technology Program	34	36	70
f. Elementary Spanish Program	34	8	42
g. Standardized test scores	15	14	29
h. Extracurricular opportunities (i.e., sports, clubs)	32	25	57
i. Opportunities for advanced learning	7	58	65
j. Addressing the special needs of students	22	17	39
k. Making all children feel included, regardless of	29	17	46
l. Sense of community among families, faculty, and	23	17	40
m. Communication with parents	29	21	50
n. Social climate among students	20	29	49
o. Overall management of the school by the principal	37	13	50
p. Overall management of the district by the superintendent	25	8	33
q. Response to negative student behaviors	10	35	45
r. Class size	38	25	63
s. Out-of-the-classroom experiences (i.e., field trips,	53	10	63
Comments:			26
		<i>answered question</i>	<b>99</b>
		<i>skipped question</i>	<b>16</b>

16. Which of the following most closely reflects your overall responses to this survey?

Answer Options	Response Percent	Response Count
I primarily perceive the Lincoln School as a K-8 community,	33.7%	33
I primarily perceive the Lincoln School as a K-8 community,	25.5%	25
I primarily perceive the Smith School and the Brooks School	5.1%	5
I primarily perceive the Smith School and the Brooks School	30.6%	30
My children did not attend the Smith School, and my	5.1%	5
	<i>answered question</i>	<b>98</b>
	<i>skipped question</i>	<b>17</b>

17. Is there anything else you would like to tell us about your family's experience at this school?

Answer Options	Response Count
	33
<i>answered question</i>	<b>33</b>
<i>skipped question</i>	<b>82</b>

# Hanscom Primary School Community Survey - Spring 2015 - Results

**1. How many of your children are currently attending this school?**

Answer Options	Response Percent	Response Count
1	86.4%	57
2	10.6%	7
3 or more	3.0%	2
<i>answered question</i>		<b>66</b>
<i>skipped question</i>		<b>0</b>

**2. What grades are your children currently in? (Select all that apply.)**

Answer Options	Response Percent	Response Count
K	18.2%	12
1	33.3%	22
2	33.3%	22
3	25.8%	17
<i>answered question</i>		<b>66</b>
<i>skipped question</i>		<b>0</b>

**3. How many years has your OLDEST child attended this school?**

Answer Options	Response Percent	Response Count
Less than 1 year	39.7%	25
1-2 years	38.1%	24
3-4 years	22.2%	14
<i>answered question</i>		<b>63</b>
<i>skipped question</i>		<b>3</b>



**4. What gender are your children?**

Answer Options	Response Percent	Response Count
Male(s) only	33.3%	22
Female(s) only	50.0%	33
I have both male and female children attending this school.	16.7%	11
<i>answered question</i>		<b>66</b>
<i>skipped question</i>		<b>0</b>

**5. How would you identify the race/ethnicity of your children who attend this school? (Select all that apply.)**

Answer Options	Response Percent	Response Count
African American (not Hispanic)	12.1%	8
American Indian or Alaska Native	0.0%	0
Asian or Asian American	4.5%	3
Hispanic or Latino/Latina	15.2%	10
Pacific Islander	1.5%	1
White or Caucasian	62.1%	41
Other	6.1%	4
Comment:		1
<i>answered question</i>		<b>66</b>
<i>skipped question</i>		<b>0</b>

**6. Have you ever raised a concern about a child of yours to.....**

Answer Options	Yes	No	Response Count
a teacher or teachers at this school?	34	20	54
the principal?	7	45	52
the superintendent?	0	53	53
other staff at this school (i.e., social worker, nurse)?	23	31	54
<i>answered question</i>			<b>54</b>
<i>skipped question</i>			<b>12</b>

7. Please tell us overall how the school addressed the concerns you raised. (If you raised concerns more than once, think about all those experiences and choose the answer that best reflects your experiences overall.)

Answer Options	Response Percent	Response Count
I was satisfied with the process to address my concerns, and I was satisfied with the process to address my concerns, but I	65.4%	34
I was dissatisfied with the process to address my concerns, I was dissatisfied with the process to address my concerns,	9.6%	5
I have never raised a question about a child of mine at this	0.0%	0
Comments:	1.9%	1
	23.1%	12
		2
<i>answered question</i>		<b>52</b>
<i>skipped question</i>		<b>14</b>

8. How much confidence do you have in....

Answer Options	A lot	Some	A little	None	Unsure	Response Count
the School Committee?	23	18	2	1	10	54
the superintendent?	25	18	1	0	10	54
the principal at this school?	39	10	1	0	4	54
the teachers at this school?	43	9	1	1	0	54
Comments:						3
<i>answered question</i>						<b>54</b>
<i>skipped question</i>						<b>12</b>

9. How much of the time.....(Please consider all your family's experiences at this school when answering the following questions.)

Answer Options	All of the Time	Most of the Time	Some of the Time	Almost Never	Never	Don't Know
a. are your children appropriately challenged at this school?	17	27	10	0	0	0
b. does the school provide the instructional resources your	25	25	3	1	0	0
c. does your children's homework serve an important	22	17	13	2	0	0
d. are your children motivated to explore a topic outside the	21	17	12	3	0	1
e. do you receive prompt responses to your phone calls,	36	15	1	0	0	2
f. is it easy for your children to find help from a staff member	30	17	3	1	0	3
Comments:						
<i>answered question</i>						
<i>skipped question</i>						

10. How strongly do you agree with the following statements? (Please consider all your family's experiences at this school when answering the following questions.)

Answer Options	Strongly Agree	Agree	Neither Agree Nor Disagree	Disagree	Strongly Disagree	Don't Know
a. My children like going to this school.	39	11	2	2	0	0
b. The academic instruction at this school is excellent.	27	20	5	2	0	0
c. The school culture enhances learning.	27	21	5	0	0	0
d. The principal has gotten to know me and my children at	5	17	16	6	5	5
e. The principal is constantly working to improve this school.	14	24	8	2	0	6
f. This school is strong at helping students develop important	21	24	7	1	0	1
g. Staff at this school help students develop their	24	25	4	1	0	0
h. Staff at this school make all children feel included,	30	19	5	0	0	0
i. Student discipline is handled well in this school.	16	21	7	3	0	6
j. I trust the principal's ability to handle difficult situations well.	21	19	6	3	0	5
k. This school is a safe place for my children.	34	19	1	0	0	0
l. The bus is a safe place for my children.	3	2	17	2	0	29
m. Staff at this school keep me well-informed about school	21	26	6	0	1	0
n. This school provides quality activities that meet my	17	18	8	6	3	1
o. The Lincoln school district is headed in a good direction.	17	24	5	2	0	6
p. I trust the superintendent's ability to handle difficult	14	20	7	1	0	11
q. The Core Values and direction set by the superintendent	18	24	5	2	0	5
r. The School Committee keeps me informed of important	17	29	4	1	0	3
Comments:						
						<i>answered question</i>
						<i>skipped question</i>

11. How do you feel about building security when school is in session?

Answer Options	Response Percent	Response Count
All school doors should be locked when school is in session,	22.2%	12
One main door should be unlocked for visitors, and all other	70.4%	38
The main door and any other doors the children need to pass	1.9%	1
There should be no lock requirement for any door, and	0.0%	0
Undecided	5.6%	3
Comments:		5
	<i>answered question</i>	<b>54</b>
	<i>skipped question</i>	<b>12</b>

**12. How do you feel about standardized testing (e.g., MCAS) at this school?**

Answer Options	Response Percent	Response Count
This school should spend more time and resources on	5.6%	3
This school spends the right amount of time and resources on	37.0%	20
This school should spend less time and resources on	16.7%	9
Undecided	40.7%	22
Comments:		4
<i>answered question</i>		<b>54</b>
<i>skipped question</i>		<b>12</b>

**13. Based on your experience, among the students of this school, how much of a problem is ....**

Answer Options	Not a Problem	Small Problem	Somewhat a Problem	Large Problem	Don't Know	Response Count
a. in-person harassment or bullying?	20	21	6	1	6	54
b. online harassment or bullying?	37	1	0	0	16	54
c. strong social cliques?	23	19	7	0	5	54
d. racial/ethnic conflict?	38	0	2	0	14	54
e. physical fighting?	34	5	2	0	13	54
Comments:						2
<i>answered question</i>						<b>54</b>
<i>skipped question</i>						<b>12</b>

**14. Choose up to five (5) strengths and five (5) areas to improve at this school.**

Answer Options	Strength	Area for Improvement	Response Count
a. Math Program	25	11	36
b. English Program	26	8	34
c. Art Program	33	6	39
d. Music Program	29	6	35
e. Science and Technology Program	26	9	35
f. Elementary Spanish Program	18	9	27
g. Standardized test scores	12	10	22
h. Extracurricular opportunities (i.e., sports, clubs)	4	33	37
i. Opportunities for advanced learning	8	29	37
j. Addressing the special needs of students	21	11	32
k. Making all children feel included, regardless of	24	7	31
l. Sense of community among families, faculty, and	22	12	34
m. Communication with parents	27	5	32
n. Social climate among students	17	8	25
o. Overall management of the school by the principal	17	6	23
p. Overall management of the district by the superintendent	16	5	21
q. Response to negative student behaviors	15	12	27
r. Class size	36	5	41
s. Out-of-the-classroom experiences (i.e., field trips,	13	25	38
Comments:			6
		<i>answered question</i>	<b>52</b>
		<i>skipped question</i>	<b>14</b>

**15. Is there anything else you would like to tell us about your family's experience at this school?**

Answer Options	Response Count
	13
<i>answered question</i>	<b>13</b>
<i>skipped question</i>	<b>53</b>

# Hanscom Middle School Community Survey - Spring 2015 - Results

**1. How many of your children are attending this school?**

Answer Options	Response Percent	Response Count
1	56.0%	28
2	38.0%	19
3 or more	6.0%	3
<i>answered question</i>		<b>50</b>
<i>skipped question</i>		<b>0</b>

**2. What grades are your children currently in? (Select all that apply.)**

Answer Options	Response Percent	Response Count
4	30.0%	15
5	30.0%	15
6	24.0%	12
7	22.0%	11
8	28.0%	14
<i>answered question</i>		<b>50</b>
<i>skipped question</i>		<b>0</b>

**3. How many years has your OLDEST child attended this school?**

Answer Options	Response Percent	Response Count
Less than 1 year	58.0%	29
1-2 years	30.0%	15
3-4 years	12.0%	6
5 years	0.0%	0
<i>answered question</i>		<b>50</b>
<i>skipped question</i>		<b>0</b>

**4. What gender are your children?**

Answer Options	Response Percent	Response Count
Male(s) only	36.0%	18
Female(s) only	34.0%	17
I have both male and female children attending this school.	30.0%	15
<i>answered question</i>		<b>50</b>
<i>skipped question</i>		<b>0</b>

**5. How would you identify the race/ethnicity of your children who attend this school? (Select all that apply.)**

Answer Options	Response Percent	Response Count
African American (not Hispanic)	8.0%	4
American Indian or Alaska Native	0.0%	0
Asian or Asian American	10.0%	5
Hispanic or Latino/Latina	6.0%	3
Pacific Islander	4.0%	2
White or Caucasian	78.0%	39
Other	2.0%	1
Comment:		0
<i>answered question</i>		<b>50</b>
<i>skipped question</i>		<b>0</b>

**6. Have you ever raised a concern about a child of yours to.....**

Answer Options	Yes	No	Response Count
a teacher or teachers at this school?	32	16	48
the principal?	19	28	47
the superintendent?	1	44	45
other staff at this school (i.e., social worker, nurse)?	17	29	46
<i>answered question</i>			<b>48</b>
<i>skipped question</i>			<b>2</b>

7. Please tell us overall how the school addressed the concerns you raised. (If you raised concerns more than once, think about all those experiences and choose the answer that best reflects your experiences overall.)

Answer Options	Response Percent	Response Count
I was satisfied with the process to address my concerns, and	48.9%	22
I was satisfied with the process to address my concerns, but I	17.8%	8
I was dissatisfied with the process to address my concerns,	4.4%	2
I was dissatisfied with the process to address my concerns,	8.9%	4
I have never raised a question about a child of mine at this	20.0%	9
Comments:		7
<i>answered question</i>		<b>45</b>
<i>skipped question</i>		<b>5</b>

8. How much confidence do you have in....

Answer Options	A lot	Some	A little	None	Unsure	Response Count
the School Committee?	12	14	0	1	21	48
the superintendent?	17	14	1	0	16	48
the principal at this school?	29	14	1	3	1	48
the teachers at this school?	34	8	5	0	0	47
Comments:						4
<i>answered question</i>						<b>48</b>
<i>skipped question</i>						<b>2</b>

9. How much of the time.....(Please consider all your family's experiences at this school when answering the following questions.)

Answer Options	All of the Time	Most of the Time	Some of the Time	Almost Never	Never	Don't Know	Response Count
a. are your children appropriately challenged at this school?	12	29	5	1	0	1	48
b. does the school provide the instructional resources your	15	22	10	0	0	1	48
c. does your children's homework serve an important	8	27	10	1	0	1	47
d. are your children motivated to explore a topic outside the	7	21	12	1	4	3	48
e. do you receive prompt responses to your phone calls,	26	16	4	1	0	1	48
f. is it easy for your children to find help from a staff member	22	17	5	0	0	4	48
Comments:							3
<i>answered question</i>							<b>48</b>
<i>skipped question</i>							<b>2</b>



10. How strongly do you agree with the following statements? (Please consider all your family's experiences at this school when answering the following questions.)

Answer Options	Strongly Agree	Agree	Neither Agree Nor Disagree	Disagree	Strongly Disagree	Don't Know	Response Count
a. My children like going to this school.	28	12	6	1	1	0	48
b. The academic instruction at this school is excellent.	17	20	8	2	0	0	47
c. The school culture enhances learning.	17	21	7	2	0	1	48
d. The principal has gotten to know me and my children at	19	19	4	5	0	1	48
e. The principal is constantly working to improve this school.	19	16	9	1	0	3	48
f. This school is strong at helping students develop important	13	19	11	3	0	2	48
g. Staff at this school help students develop their	12	20	10	4	0	2	48
h. Staff at this school make all children feel included,	18	19	6	2	0	3	48
i. Student discipline is handled well in this school.	14	15	7	3	0	9	48
j. I trust the principal's ability to handle difficult situations well.	19	15	7	2	0	5	48
k. This school is a safe place for my children.	28	17	1	1	0	0	47
l. The bus is a safe place for my children.	2	3	11	0	1	30	47
m. Staff at this school keep me well-informed about school	16	20	7	3	0	1	47
n. This school provides quality activities that meet my	13	18	4	8	4	1	48
o. The Lincoln school district is headed in a good direction.	13	20	9	1	0	4	47
p. I trust the superintendent's ability to handle difficult	12	15	8	1	0	12	48
q. The Core Values and direction set by the superintendent	12	18	8	3	0	7	48
r. The School Committee keeps me informed of important	12	17	11	3	1	4	48
Comments:							7
						<i>answered question</i>	<b>48</b>
						<i>skipped question</i>	<b>2</b>

11. How do you feel about building security when school is in session?

Answer Options	Response Percent	Response Count
All school doors should be locked when school is in session,	34.0%	16
One main door should be unlocked for visitors, and all other	59.6%	28
The main door and any other doors the children need to pass	2.1%	1
There should be no lock requirement for any door, and	0.0%	0
Undecided	4.3%	2
Comments:		4
	<i>answered question</i>	<b>47</b>
	<i>skipped question</i>	<b>3</b>

12. How do you feel about standardized testing (e.g., MCAS) at this school?

Answer Options	Response Percent	Response Count
This school should spend more time and resources on	2.1%	1
This school spends the right amount of time and resources on	47.9%	23
This school should spend less time and resources on	31.3%	15
Undecided	18.8%	9
Comments:		4
<i>answered question</i>		<b>48</b>
<i>skipped question</i>		<b>2</b>

13. Based on your experience, among the students of this school, how much of a problem is ....

Answer Options	Not a Problem	Small Problem	Somewhat a Problem	Large Problem	Don't Know	Response Count
a. in-person harassment or bullying?	18	17	5	2	6	48
b. online harassment or bullying?	25	6	4	2	11	48
c. strong social cliques?	14	14	7	5	8	48
d. racial/ethnic conflict?	33	2	1	0	12	48
e. physical fighting?	28	4	1	0	15	48
f. tobacco use?	31	0	0	0	17	48
g. drinking or drug use?	31	0	1	0	16	48
h. sexual activity?	26	5	1	0	16	48
Comments:						0
<i>answered question</i>						<b>48</b>
<i>skipped question</i>						<b>2</b>

14. Choose up to five (5) strengths and five (5) areas to improve at this school.

Answer Options	Strength	Area for Improvement	Response Count
a. Math Program	17	9	26
b. English Program	20	3	23
c. Art Program	24	6	30
d. Music Program	23	9	32
e. Science and Technology Program	22	4	26
f. Elementary Spanish Program	17	3	20
g. Standardized test scores	8	7	15
h. Extracurricular opportunities (i.e., sports, clubs)	9	29	38
i. Opportunities for advanced learning	6	22	28
j. Addressing the special needs of students	19	9	28
k. Making all children feel included, regardless of	22	4	26
l. Sense of community among families, faculty, and	15	12	27
m. Communication with parents	17	11	28
n. Social climate among students	16	10	26
o. Overall management of the school by the principal	20	4	24
p. Overall management of the district by the superintendent	8	4	12
q. Response to negative student behaviors	12	4	16
r. Class size	33	1	34
s. Out-of-the-classroom experiences (i.e., field trips,	10	20	30
Comments:			6
		<i>answered question</i>	<b>48</b>
		<i>skipped question</i>	<b>2</b>

15. Is there anything else you would like to tell us about your family's experience at this school?

Answer Options	Response Count
	18
<i>answered question</i>	<b>18</b>
<i>skipped question</i>	<b>32</b>