

Lincoln Public Schools Special Education 2024-2025



What is Child Find?

Child Find is Federal Law, included in the Individuals with Disabilities Education Act (IDEA) that requires public schools to identify, locate, and evaluate children who may have educational disabilities and need special education.

Number of Students Eligible for Special Education

LINCOLN

Number of Students on IEPs	Pre-K through grade 8
121	117 Serviced In District
	4 Out of District Programs
	No services only

HANSCOM

Number of Students on IEPs	Pre-K through grade 8
137	109 Serviced In District <i>Incl. 4 at Lincoln School</i>
	26 Out of District Programs
	2 Services only

OOD Comparison Last Year to this Year

What was projected for FY 25 compared to what the
October 1 numbers report:

Lincoln:

4 (Prediction of 5)

Hanscom:

26 (Prediction of 35)

Special Education Eligibility Process

Is the student making effective progress in the general education program? In the case of a three year reevaluation, would the student continue to make effective progress in the general education program without special education services?

Is the lack of progress a result of the student's disability?



Special Education Eligibility Process

Does the Student have one or more than one disability?

Autism

Developmental Delay

Intellectual

Sensory

Neurological

Emotional

Communication

Physical

Specific Learning

Health

Special Education Eligibility Process

Does the student require special education and/or related services to make effective progress or to access the general education curriculum?

Number of Initial Evaluations Preschool

Year	Number of Open Evaluations By October 1	Total Evaluations Completed by EOY
2020-2021*	11	39
2021-2022	8	50
2022-2023	9	32
2023-2024	12	34
2024-2025 (Oct. 1)	5	N/A

NUMBER OF INITIAL EVALUATIONS

Lincoln and Hanscom K-8

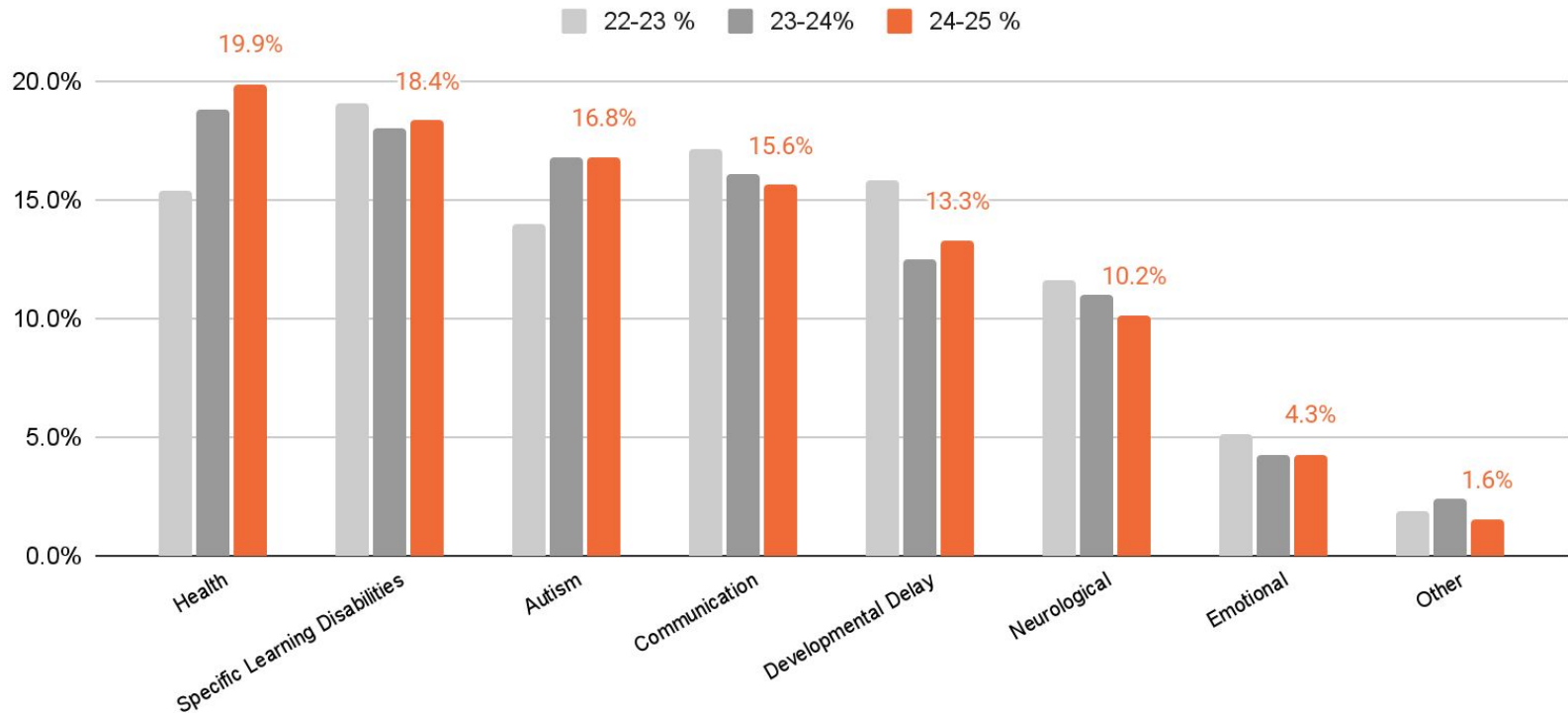
LINCOLN

Initial Evaluations	Lincoln K-8
2020-2021	28
2021-2022	38
2022-2023	30
2023-2024	40
2024-2025 (Oct. 1)	9

HANSCOM

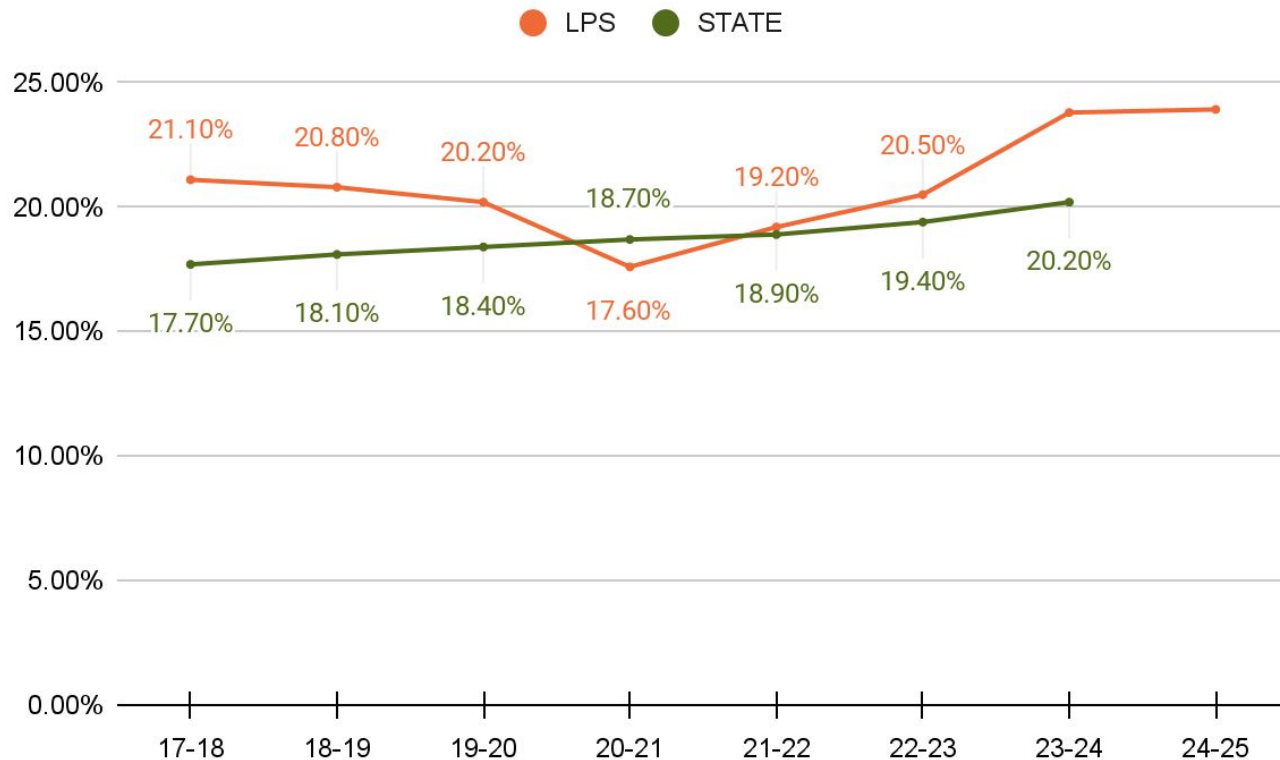
Initial Evaluations	HPS K-8
2020-2021	37
2021-2022	39
2022-2023	32
2023-2024	37
2024-2025 (Oct 1)	1

Disability Categories 22-23 through 24-25



"Other" includes Sensory/Vision, Sensory/Hearing, Physical, Multiple Disabilities

LPS vs State Percentage of Students with Disabilities



Continuum of Services

We offer a wide range of services to meet the diverse needs of our learners



Calculating Students Level of Need

	Primary Setting(s)	Service Provider(s)	Percent of Program Time Receiving Special Education Services
1	In GenEd Classroom	general educators and paraprofessionals with consultation.	under 25% of program time
2	In and out of GenEd Classroom	combination of general educators, paraprofessionals, special educators and related service providers.	between 25% and 75% of program time
3	Out of GenEd Classroom	special educators and related service providers	over 75% of program time

Lincoln K-8 Special Education: Teacher Staffing

Grades	Teacher FTE	Current Caseload	Average EOY Caseload (2020-2024)
Foundations	1.0	9	6
K,1,2	1.0	14	15
3	1.0	12	14
4	1.0	13	14
5	1.0	12	12
6	1.0	16	12
7	1.0	8	10
8	1.0	12	11
STARR	2.0	11	7

Hanscom K-8 Staffing: Teacher Staffing

Grades	FTE	Current Caseload	Average EOY Caseload (2020-2024)
K	1.0	8	9
1	1.0	8	8
2	1.0	12	6
3	1.0	12	9
4	1.0	11	10
5	1.0	12	10
6	1.0	8	9
7/8	1.0	9/ 9	11
TLC (GenEd/SPED)	1.0	13	15
BRIDGE	1.0	4	4
FOUNDATIONS	1.0	4	4

Special Education Educational Support Personnel

	20-24 Hour ESP	28-32 Hours ESP	40 Hours ESP
Preschool Lincoln Campus	1	1	3
Preschool Hanscom Campus	8	2	N/A
Lincoln K-8	N/A	11	N/A
Hanscom K-8	N/A	21	N/A

Lincoln

K- 8th Grade Related Services Providers

RSP Type	FTE	Average EOY Caseload (2022-2024)
Speech Language Pathologist (shared with Preschool)	1.8	29
Occupational Therapist (shared with Preschool)	1.0	32
Physical Therapist (shared with Preschool)	0.5	11
School Psychologist	3.0	10
Social Worker/ School Adjustment Counselors	2.0	40

Hanscom

K- 8th Grade Related Services Providers

RSP Type	FTE	Average EOY Caseload (2022-2024)
Speech Language Pathologist	2.0	30
Occupational Therapist (shared with Preschool)	2.0	40
Physical Therapist (shared with Preschool)	0.5	24
School Psychologist (shared with Preschool)	2.0	12
Social Worker/ School Adjustment Counselor	2.0	42
BCBA *	1.0	9 *Program Support

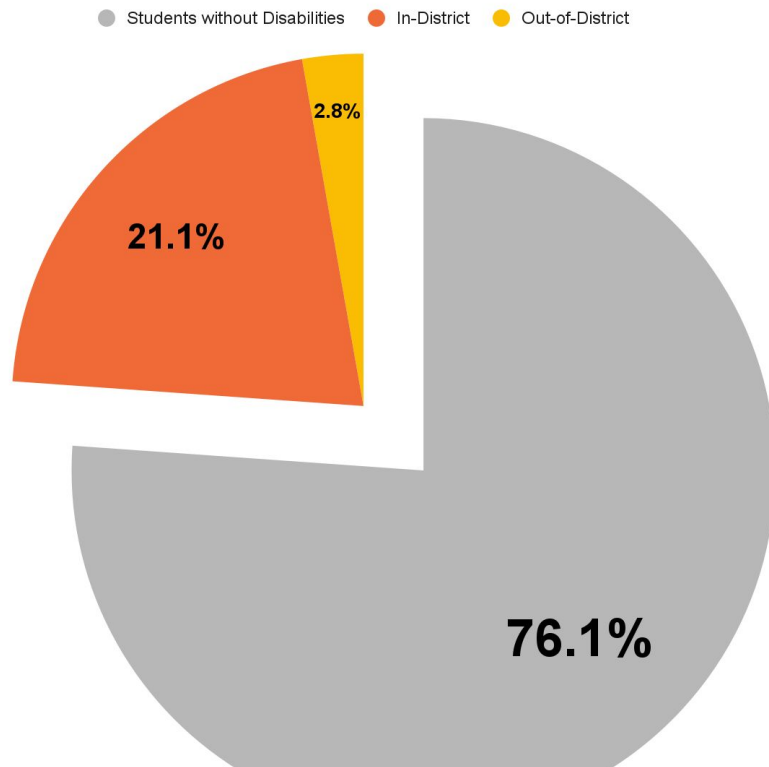
Lincoln Preschool Staffing

Teachers Lincoln Campus	2.0
Teachers Hanscom Campus	5.0
Speech/Language Pathologist	1.0 (Hanscom)
OT, PT, Psychologist	FTE shared with Lincoln/Hanscom K-8

Benefits of Current Staffing Model

- Strong relationships with students and families
- Specifically designed instruction for every student on an IEP that addresses individualized needs
- Improve collaboration, curriculum planning and differentiation for all students
- Special Educators knowledge of grade level curriculum

Out of District Programming



	Out-of-District
Hanscom	26
Lincoln	4

Program Description

STARR

LINCOLN SCHOOL
GRADES 5-8

FOUNDATIONS

LINCOLN SCHOOL
GRADES K-3

HANSCOM SCHOOL
GRADES K-3

BRIDGE

HANSCOM SCHOOL
GRADES 5-8

Total Personnel Costs FY' 25

Hanscom Foundations and Bridge

TOTAL COST OF PERSONNEL

\$ 137,762 2.0 FTE Special Educator/MA +6

\$ 145,970 4.0 Special Education Tutor

\$ 283,732 *Total Personnel Cost*

PERSONNEL FUNDING REQUIRED FOR FY'25



Total Personnel Costs FY' 25

Lincoln Foundations and STARR

TOTAL COST OF PERSONNEL

\$ 268,251 3.0 FTE Special Educator Teachers (1.0 Hanscom Funding)

\$ 58,136 0.6 School Psychologist

\$ 137,914 4.0 Special Education Tutor

\$ 464,302 *Total Personnel Cost*

PERSONNEL FUNDING REQUIRED FOR FY'25