



## **USER GUIDE**

### **Using RSS Feeds**

***Schoolwires***<sup>®</sup> ***Centricity***<sup>™</sup>

---

**TABLE OF CONTENTS**

Introduction..... 1  
    Audience ..... 1  
    Objectives ..... 1  
    What are RSS Feeds?..... 1  
    Pages in Centricity with RSS Feeds..... 1  
    Aggregator Refresh Rates ..... 2  
Subscribing to a Page..... 3

## Introduction

**R**eally Simple Syndication (RSS) is a family of web feed formats used to enable automatic web syndication. RSS feeds allow users to access information from various sources in a single location.

### Audience

We recommend that all editors and end users read this chapter.

### Objectives

In this chapter you will learn:

- Where RSS feeds are available in **Centricity**.
- What an RSS feed is.
- How to subscribe to an RSS feed

### What are RSS Feeds?

RSS feeds make sections of a website available for use by other sites, allowing users to access updated information from various sources in a single location.

Known as feed aggregators, feed readers, news readers or simply aggregators, the applications that allow this syndication use Extensible Markup Language (XML) to specify RSS.

The benefits of subscribing to RSS feeds are:

- Updates from multiple websites in one place
- Updates without providing your email address
- Ability to read content from your favorite websites in one location

### Pages in Centricity with RSS Feeds

On your website powered by *Schoolwires*, *pages* with RSS feeds display the *RSS Feed* icon once a Site Director enables the function. These *pages* include:

- *Announcements*
- *Article Library Pages*
- *Assignment Pages*
- *Blog Pages*
- *Calendar Pages*
- *File Library Pages*
- *Headlines & Features*
- *Podcast Pages*

Visitors can subscribe to each **Centricity** RSS feed by clicking on this icon. They can then access the feeds from the aggregator of their choice.



Figure 2: Example Assignment Page with Active RSS Feed icon

On Podcast *pages*, in addition to the *RSS Feed* icon, you will also see an *iTunes® Feed* icon as shown in Figure 2. Clicking on this icon allows *iTunes* to serve as the aggregator for this feed.



Figure 1: Podcast Page with iTunes Feed icon

### Aggregator Refresh Rates

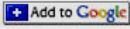


Aggregators check the feeds to which users subscribe regularly for new work and downloads any updates that it finds. Consequently, if you make changes to a *page* in **Centricity**, it may not display immediately on the aggregator's page. In addition, you may notice a difference among aggregators displaying the same feeds since their refresh rates may be different.

## Subscribing to a Page

If your Site Director has enabled RSS feeds for your website, an *RSS Feed* icon displays on all *pages* on which RSS feeds are available. When a visitor clicks on the *RSS Feed* icon, a window like the one shown in Figure 3 will display.

**Subscribe**

Click on a button below to subscribe (add a feed) to that homepage. You can subscribe to more than one homepage. You must have a valid account with these websites to subscribe.

Subscription buttons for three aggregators

URL to subscribe manually

If you are comfortable with adding RSS feeds manually, below is a URL to the RSS feed.

[http://document.schoolwires.com/60920121211135267/Lib/60920121211135267/\\_RSS/51515.xml](http://document.schoolwires.com/60920121211135267/Lib/60920121211135267/_RSS/51515.xml)

**Why should I subscribe?**

Once you subscribe to a page, you can view content titles and click on the links to quickly link to the content from your personalized Google, My MSN, My Yahoo! or My AOL homepage.

**What is a RSS feed?**

Subscribing is also known as adding a RSS feed. RSS is a standardized format that lets you subscribe to a website using software applications such as Microsoft® Outlook®, Microsoft® Internet Explorer® and Mozilla® Firefox®.

**Figure 3: Subscribe window**

Visitors can subscribe in one of two ways:

- Click on any of the three news aggregator (Google™, My MSN® or My Yahoo®) subscription buttons. These buttons will link you to the aggregator and simplify the process of adding feeds. Follow the aggregator's instructions to complete the subscription.
- Use the URL supplied to manually add the RSS feed to your aggregator homepage.

Note: You can add an RSS feed to more than one aggregator homepage, but you must have a valid account with each aggregator.